


QUARTERLY FINANCIAL REPORT OF OPERATIONS
For the Year Ending December 31, 2021
(In Pesos)


Department : Department of Labor and Employment
Agency : Occupational Safety and Health Center

	October	November	December	Total	To Date
INCOME					
Subsidy Income from Other GOCCs	10,156,491.10	10,156,491.10	10,156,491.10	30,469,473.30	223,712,672.00
General Income					
Technical Services and Laboratory Fees	-	91,809.00	51,521.20	143,330.20	771,263.20
Seminar Fees	-	-	(2,650.00)	(2,650.00)	-
OSH Accreditation Fee	122,652.00	76,306.00	37,673.00	236,631.00	649,535.75
OSH Standards Book	14,600.00	10,000.00	-	24,600.00	107,950.00
Rental Income	-	4,118.35	9,231.32	13,349.67	47,813.77
Income from Dormitory	-	-	-	-	-
Other Income	137,583.34	54,157.87	137,528.04	329,269.25	820,073.72
GROSS INCOME	10,431,326.44	10,392,882.32	10,389,794.66	31,214,003.42	226,109,308.44
EXPENSES					
PERSONAL SERVICES					
Salaries and Wages	3,373,442.29	3,562,323.67	3,510,895.68	10,446,661.64	42,386,824.66
Other Compensation					
PERA	247,271.00	211,363.64	205,363.65	663,998.29	2,548,537.20
Representation Allowance	32,500.00	69,500.00	51,000.00	153,000.00	620,500.00
Transportation Allowance	23,500.00	60,500.00	42,000.00	126,000.00	513,500.00
Clothing Allowance	-	-	-	-	636,000.00
Subsistence, Laundry and Quarter Allowance	189,750.00	137,700.00	140,250.00	467,700.00	1,457,550.00
Other Bonuses and Allowances	19,500.00	19,500.00	19,500.00	58,500.00	243,000.00
Honoraria	-	-	-	-	-
Hazard Pay	823,242.67	885,719.19	660,780.88	2,369,742.74	6,877,349.19
Longevity Pay	-	8,530.80	1,547,840.44	1,556,371.24	1,587,858.01
Cash Gift	-	511,000.00	10,000.00	521,000.00	531,000.00
Midyear Bonus	-	-	-	-	3,624,206.00
Year-End Bonus	-	3,445,615.45	124,366.75	3,569,982.20	3,640,929.80
GSIS Life and Retirement Insurance Premium	405,516.15	399,603.01	814,155.31	1,619,274.47	5,076,111.28
Pag-ibig Contributions	20,300.00	-	20,600.00	40,900.00	125,200.00
Health Insurance Premium	93,341.99	927.00	94,441.23	188,710.22	581,968.20
EC Insurance Premium	10,200.00	10,000.00	20,200.00	40,400.00	126,700.00
Terminal Leave Benefits	-	6,886.30	3,941,274.49	3,948,160.79	4,085,511.98
Other Personnel Benefits	-	-	7,503,691.35	7,503,691.35	7,918,691.35
Total	5,238,564.10	9,329,169.06	18,706,359.78	33,274,092.94	82,581,437.67
MAINTENANCE AND OTHER OPERATING EXPENSES					
Travelling Expenses	22,000.00	30,712.00	228,009.69	280,721.69	471,273.39
Training Expenses	1,563,204.50	4,650,740.65	4,091,315.08	10,305,260.23	16,089,362.52
Supplies and Materials Expenses	1,445,473.38	1,429,046.73	3,343,101.09	6,217,621.20	8,355,606.70
Semi-Expendable Machinery and Equipment Expenses	36,154.54	103,802.00	93,017.00	232,973.54	661,310.54
Utility Expenses	536,817.91	843,211.18	720,139.83	2,100,168.92	5,559,433.51
Communication Expenses	117,622.59	139,240.61	1,337,026.35	1,593,889.55	3,254,936.82
Membership Dues and Contributions to Organizations	-	6,800.00	-	6,800.00	6,800.00
Advertising Expense	100,000.00	341,888.40	751,755.42	1,193,643.82	1,247,403.82
Rent Expense	293,022.43	558,140.52	445,959.67	1,297,122.62	3,259,233.86
Representation Expenses	122,802.50	166,923.40	1,501,333.88	1,791,059.78	3,845,714.83
Transportation and Delivery Expenses	-	-	2,000.00	2,000.00	2,000.00
Subscription Expenses	11,390.00	-	12,234.00	23,624.00	42,168.00
Professional Services	482,222.16	1,232,122.19	1,263,153.30	2,977,497.65	6,632,640.22
General Services	4,828,980.64	2,724,143.44	12,628,021.94	20,181,146.02	39,887,720.63
Repairs and Maintenance	272,040.00	461,138.86	1,841,672.88	2,574,851.74	5,590,147.58
Discretionary & Miscellaneous Expenses	-	50,000.00	9,700.00	59,700.00	135,559.10
Taxes, insurance premiums and other fees	7,817.60	7,177.78	19,054.36	34,049.74	1,704,250.12
Donation	-	-	-	-	179,331.78
Bad Debts Expense	-	-	351,738.92	351,738.92	351,738.92
Depreciation Expense	-	-	5,527,446.08	5,527,446.08	21,154,822.10
Other Miscellaneous and Operating Expenses	4,158.48	5,100.00	23,069.98	32,328.46	68,266.96
Bank Charges	-	-	-	-	62,691.55
Total	9,843,706.73	12,750,187.76	34,189,749.47	56,783,643.96	118,562,412.95
TOTAL EXPENSE	15,082,270.83	22,079,356.82	52,896,109.25	90,057,736.90	201,143,850.62
NET INCOME FOR THE QUARTER	(4,650,944.39)	(11,686,474.50)	(42,506,314.59)	(58,843,733.48)	24,965,457.82


Prepared by:


PATRICIA S. CUNANAN
Accountant III

Certified Correct by:


PRINCE RAINER C. DOMINGO
Chief - Finance and Admin.

Approved by:


NOEL C. BINAG, CE, MPA
Executive Director
at