


OCCUPATIONAL SAFETY AND HEALTH CENTER
STATEMENT OF FINANCIAL POSITION
As at December 31, 2020 and 2019
(in Philippine Peso))


	Note	2020	2019 (As Restated)
ASSETS			
Current Assets			
Cash and cash equivalent	4	199,036,919.45	193,333,202.63
Other investments	5	170,211,381.19	168,516,850.64
Receivables - net	6	108,930,086.53	75,001,147.65
Inventories	7	3,835,843.33	3,422,963.12
Other current assets	8	418,254.67	322,804.86
		482,432,485.17	440,596,968.90
Non-Current Assets			
Property, Plant and Equipment - net	10	130,656,996.25	86,483,022.05
Other non-current Assets	9	385,991.72	402,478.28
		131,042,987.97	86,885,500.33
TOTAL ASSETS		613,475,473.14	527,482,469.23
LIABILITIES			
Current Liabilities			
Financial liabilities	11	93,551,724.14	40,478,027.45
Inter-agency payable	12	1,041,868.97	2,839,071.01
Trust liabilities	13	5,035,357.23	1,809,856.13
Deferred credits/Unearned income	14	2,177,166.43	2,103,048.75
Other payables	15	171,103.54	320,140.57
Provisions	16	8,594,173.66	3,783,121.51
		110,571,393.97	51,333,265.42
Non-current Liabilities			
Provisions	16	24,427,543.86	23,685,680.22
		24,427,543.86	23,685,680.22
TOTAL LIABILITIES		134,998,937.83	75,018,945.64
TOTAL ASSETS LESS TOTAL LIABILITIES		478,476,535.31	452,463,523.59
NET ASSETS/EQUITY			
Equity			
Government equity		249,042,285.00	249,042,285.00
Accumulated Surplus (Deficit)		229,434,250.31	203,421,238.59
TOTAL NET ASSETS/EQUITY		478,476,535.31	452,463,523.59

The Notes on pages 14 to 28 form part of these financial statements.


Prepared by:


PATRICIA S. CUNANAN
Accountant III

Certified Correct by:


PRINCE RAINER C. DOMINGO
OIC - Finance and Admin.

Approved by:


NOEL C. BINAG, CE