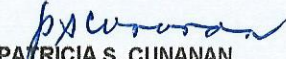


CONSOLIDATED QUARTERLY REPORT OF INCOME
For the Quarter Ending December 31, 2020
(In Pesos)


Department : Department of Labor and Employment
Agency : Occupational Safety and Health Center

CLASSIFICATION / SOURCES OF INCOME (1)	ACTUAL INCOME FOR THE QUARTER				CUMULATIVE INCOME TO DATE (6)	CUMULATIVE INCOME COLLECTED/DEPOSITED (7)	REMARKS (8)
	1st Month (2)	2nd Month (3)	3rd Month (4)	Total (5)=(2)+(3)+(4)			
Non-tax							
Subsidy Income from Other GOCCs	27,853,677.33	27,853,677.34	27,853,677.34	83,561,032.01	257,024,709.35	119,042,985.00	LBP - depository bank
General Income							
Technical Services and Laboratory Fees	35,475.00	84,796.00	35,512.79	155,783.79	752,717.58	784,629.22	deposits include A/R collections
Seminar Fees	(307,700.00)	(90,800.00)	(26,500.00)	(425,000.00)	2,357,340.71	3,082,952.50	
OSH Accreditation Fee	63,501.00	35,758.00	43,448.00	142,707.00	297,155.00	345,999.00	
OSH Standards Book	6,750.00	400.00	12,900.00	20,050.00	33,350.00	40,550.00	
Rental Income	1,312.03	4,727.82	13,011.33	19,051.18	82,528.33	69,807.81	
Income from Dormitory	-	-	-	-	111,817.50	78,780.00	
Other Income	56,231.19	47,509.61	1,848,038.91	1,951,779.71	4,804,685.28	2,658,422.95	
Total	27,709,246.55	27,936,068.77	29,780,088.37	85,425,403.69	265,464,303.75	126,102,126.48	


Prepared by:


PATRICIA S. CUNANAN
Accountant III

Certified Correct by:


PRINCE RAINER C. DOMINGO
OIC - Finance and Admin.

Approved by:


NOEL C. BINAG, CE
Executive Director