


Monthly Report of Disbursements
CY 2020
(In Pesos)


Department : Department of Labor and Employment
Agency : Occupational Safety and Health Center

Month	PS	MOOE	CAPITAL OUTLAY	Total
January	4,926,249.22	12,000,045.07	-	16,926,294.29
February	6,372,638.64	2,844,432.84	-	9,217,071.48
March	5,409,111.97	2,991,099.96	-	8,400,211.93
April	4,787,880.81	-	-	4,787,880.81
May	9,411,993.34	849,600.02	-	10,261,593.36
June	5,827,148.78	28,823,966.27	314,166.93	34,965,281.98
July	5,950,417.90	2,287,273.37	135,000.00	8,372,691.27
August	4,088,421.17	3,835,318.18	-	7,923,739.35
September	6,079,987.02	15,561,145.10	-	21,641,132.12
October	-	-	-	-
November	-	-	-	-
December	-	-	-	-
	52,853,848.85	69,192,880.81	449,166.93	122,495,896.59


Prepared by:


PATRICIA S. CUNANAN
Accountant III

Certified Correct by:


PRINCE RAINER C. DOMINGO
OIC - Finance and Admin.

Approved by:


NOEL C. BINAG, CE
Executive Director