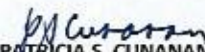


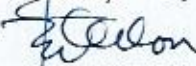
OCCUPATIONAL SAFETY AND HEALTH CENTER
STATEMENT OF FINANCIAL PERFORMANCE
For the Quarter Ended March 31, 2016
(In Philippine Peso)

INCOME	
Subsidy Income from Other GOCCs	29,828,000
General Income	
Seminar Fees	3,722,818
Medical and Laboratory Fee	620,397
Rental Income	173,210
Income from Dormitory	98,350
	<u>4,614,775</u>
Other Income	<u>342,086</u>
Gross Income	<u>34,784,861</u>
EXPENSES	
Personal Services	
Salaries and Wages	7,254,125
Other Compensation	2,989,853
Personnel Benefits Contribution	657,591
Other Personnel Benefits	5,000
	<u>10,906,569</u>
Maintenance and Other Operating Expenses	
Professional Services	659,322
Depreciation Expenses	-
Training Expenses	1,673,277
Utility Expenses	316,359
Supplies and Materials Expenses	693,608
Travelling Expenses	435,374
Communication Expenses	460,908
Confidential, Intelligence, Miscellaneous Expenses	264,024
Repairs and Maintenance	1,101,571
Taxes, Insurance Premiums and Other Fees	267,841
Bad Debts Expense	-
Membership Dues and Contributions to Organizations	16,058
Other Miscellaneous and Operating Expenses	39,594
	<u>5,927,936</u>
Financial Expenses	
Bank Charges	-
Total Expenses	<u>16,834,505</u>
NET INCOME (LOSS)	<u><u>17,950,356</u></u>

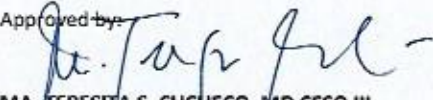
Certified Correct by:


PATRICIA S. CUNANAN
Accountant III

Noted by:


REY A. ESTILLORE
OIC - Finance and Admin.

Approved by:


MA. TERESITA S. CUCUECO, MD CESO III
Executive Director

JMG