


CONSOLIDATED QUARTERLY REPORT OF INCOME
For the Quarter Ending December 31, 2018
(In Pesos)


Department : Department of Labor and Employment
Agency : Occupational Safety and Health Center

CLASSIFICATION / SOURCES OF INCOME (1)	ACTUAL INCOME FOR THE QUARTER				CUMULATIVE INCOME TO DATE (6)	CUMULATIVE INCOME COLLECTED/DEPOSITED (7)	REMARKS (8)
	1st Month (2)	2nd Month (3)	3rd Month (4)	Total (5)=(2)+(3)+(4)			
Non-tax							
Subsidy Income from Other GOCCs	15,078,250	15,078,250	15,078,250	45,234,750	169,773,000	171,921,651	LBP - depository bank
General Income							
Technical Services and Laboratory Fees	258,430	325,903	347,893	932,226	2,924,528	3,104,513	deposits include A/R collections
Seminar Fees	3,877,700	5,456,243	64,576	9,398,519	20,397,076	13,485,977	
OSH Accreditation Fee	105,650	65,800	32,350	203,800	627,485	492,885	
OSH Standards Book	244,800	136,800	69,300	450,900	1,205,500	999,400	
Rental Income	32,813	58,134	69,111	160,058	848,972	403,387	
Income from Dormitory	131,910	53,363	30,825	216,098	832,245	810,983	
Other Income	299,870	140,875	1,663,724	2,104,469	3,231,928	503,449	
Total	20,029,423	21,315,368	17,356,028	58,700,820	199,840,733	191,722,245	


Prepared by:


PATRICIA S. CUNANAN
Accountant III

Certified Correct by:


REY A. ESTILLORE
Chief, Finance and Admin.

Approved by:


NOEL C. BINAG, CE
Executive Director
UMRD