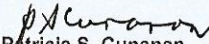


Monthly Estimate of Income
CY 2020
(In Philippine Peso)


Department : Department of Labor and Employment
Agency : Occupational Safety and Health Center

	January	February	March	April	May	June	July	August	September	October	November	December	Total
Subsidy Income from Other GOCCs	22,485,908	22,485,908	22,485,908	22,485,908	22,485,908	22,485,908	22,485,908	22,485,908	22,485,908	22,485,909	22,485,909	22,485,909	269,830,899
General Income													
Technical Services and Laboratory fees	800,000	800,000	800,000	800,000	800,000	800,000	800,000	800,000	800,000	800,000	800,000	800,000	9,600,000
Seminar fees	2,000,000	2,000,000	2,000,000	2,000,000	2,000,000	2,000,000	2,000,000	2,000,000	2,000,000	2,000,000	2,000,000	2,000,000	24,000,000
OSH Accreditation Fee	50,000	50,000	50,000	50,000	50,000	50,000	50,000	50,000	50,000	50,000	50,000	50,000	600,000
OSH Standards Book	55,000	55,000	55,000	55,000	55,000	55,000	55,000	55,000	55,000	55,000	55,000	55,000	660,000
Rental Income	775,000	775,000	775,000	775,000	775,000	775,000	775,000	775,000	775,000	775,000	775,000	775,000	9,300,000
Income from Dormitory	85,000	85,000	85,000	85,000	85,000	85,000	85,000	85,000	85,000	85,000	85,000	85,000	1,020,000
Other Income	1,497,305	1,497,305	1,497,305	1,497,305	1,497,305	1,497,305	1,497,305	1,497,305	1,497,306	1,497,306	1,497,306	1,497,306	17,967,664
	<u>27,748,213</u>	<u>27,748,213</u>	<u>27,748,213</u>	<u>27,748,213</u>	<u>27,748,213</u>	<u>27,748,213</u>	<u>27,748,213</u>	<u>27,748,213</u>	<u>27,748,214</u>	<u>27,748,215</u>	<u>27,748,215</u>	<u>27,748,215</u>	<u>332,978,563</u>


Prepared by:


Patricia S. Cunanan
Accountant III

Certified Correct by:


Rey A. Estillore
Chief - Finance and Admin.

Approved by:


Noel C. Buag, CE
Executive Director