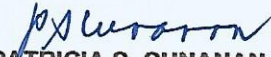


Monthly Report of Disbursements  
CY 2019  
(In Pesos)


Department : Department of Labor and Employment  
Agency : Occupational Safety and Health Center

Month	PS	MOOE	CAPITAL OUTLAY	Total
January	4,893,016.21	1,381,611.60	91,495.00	6,366,122.81
February	6,235,108.90	3,097,186.44	-	9,332,295.34
March	5,641,122.03	11,129,050.23	105,000.00	16,875,172.26
April	6,016,336.20	4,665,569.87	39,848.75	10,721,754.82
May	9,329,016.39	5,946,931.77	-	15,275,948.16
June	5,800,310.47	9,279,720.62	95,492.80	15,175,523.89
July	5,689,846.78	5,831,446.17	-	11,521,292.95
August	5,456,037.84	6,993,110.41	419,011.38	12,868,159.63
September	4,973,839.49	9,628,690.95	143,001.00	14,745,531.44
October	-	-	-	-
November	-	-	-	-
December	-	-	-	-
	<b>54,034,634.31</b>	<b>57,953,318.06</b>	<b>893,848.93</b>	<b>112,881,801.30</b>


Prepared by:

  
**PATRICIA S. CUNANAN**  
Accountant III

Certified Correct by:

  
**REY A. ESTILLORE**  
Chief, Finance and Admin.

Approved by:

  
**NOEL C. BINAG, CE**  
Executive Director