

Monthly Report of Disbursements

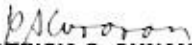
CY 2016

(In Pesos)


Department : Department of Labor and Employment  
 Agency : Occupational Safety and Health Center

Month	PS	MOOE	CAPITAL OUTLAY	Total
January	2,600,684	688,979	-	3,289,663
February	4,217,988	1,952,367	1,400,524	7,570,879
March	4,087,897	3,286,590	6,070,249	13,444,735
April	4,808,958	6,642,542	-	11,451,500
May	5,641,737	4,734,055	-	10,375,793
June	6,645,058	6,016,478	189,382	12,850,918
July	1,069,087	2,766,568	6,405,000	10,240,655
August	3,641,606	9,034,853	1,612,078	14,288,537
September	3,678,680	6,320,593	343,633	10,342,906
October	-	-	-	-
November	-	-	-	-
December	-	-	-	-
	<u>36,391,694</u>	<u>41,443,026</u>	<u>16,020,865</u>	<u>93,855,586</u>


Prepared by:

  
**PATRICIA S. CUNANAN**  
 Accountant III

Certified Correct by:

  
**REY A. ESTILLORE**  
 Officer-in-Charge - Finance and Admin.

Approved by:

  
**MA. TERESITA S. CUCUECO, MD CESO III**  
 Executive Director