

**OCCUPATIONAL SAFETY AND HEALTH CENTER
CONDENSED STATEMENT OF FINANCIAL POSITION
AS AT SEPTEMBER 30, 2018**

(in Philippine Peso)

ASSETS

Current Assets

Cash and Cash Equivalent	154,571,760.28
Other Investments	165,201,291.01
Receivables	29,686,510.27
Inventories	4,738,055.19
Other Current Assets	418,866.22
Total Current Assets	<u><u>354,616,482.97</u></u>

Non-Current Assets

Other Assets	364,694.28
Property, Plant and Equipment	94,764,582.62
Other Non-Current Assets	498,240.75
Total Non-Current Assets	<u><u>95,627,517.65</u></u>

Total Assets	<u><u><u>450,244,000.62</u></u></u>
---------------------	-------------------------------------

LIABILITIES

Current Liabilities

Financial Liabilities	12,270,463.88
Inter-Agency Payable	1,835,907.76
Trust Liabilities	566,546.22
Deferred Credits/Unearned Income	2,440,312.52
Provisions	24,614,694.48
Other Payables	898,365.66
Total Current Liabilities	<u><u>42,626,290.52</u></u>

Total Liabilities	<u><u><u>42,626,290.52</u></u></u>
--------------------------	------------------------------------


Net Assets (Total Assets Less Total Liabilities)	<u><u><u>407,617,710.10</u></u></u>
---	-------------------------------------

NET ASSETS/EQUITY


Government Equity

Government Equity	370,207,491.19
Accumulated Surplus/(Deficit)	37,410,218.91
Total Net Assets / Equity	<u><u><u>407,617,710.10</u></u></u>


Prepared by:


PATRICIA S. CUNANAN
Accountant III

Certified Correct by:


REY A. ESTILLORE
Chief, Finance and Admin. Division

Approved by:


NOEL C. BINAG, CE
Executive Director