

**OCCUPATIONAL SAFETY AND HEALTH CENTER
STATEMENTS OF FINANCIAL POSITION**

As at September 30, 2019
(in Philippine Peso))

ASSETS

Current Assets

Cash and cash equivalent	125,854,694.59
Other investments	166,826,343.69
Receivables - net	81,489,146.88
Inventories	6,487,271.90
Other current assets	1,554,724.06
	<u>382,212,181.12</u>

Non-Current Assets

Property, Plant and Equipment - net	78,611,470.67
Other non-current Assets	402,478.28
	<u>79,013,948.95</u>

TOTAL ASSETS	<u>461,226,130.07</u>
---------------------	-----------------------

LIABILITIES

Current Liabilities

Financial liabilities	1,941,682.94
Inter-agency payable	2,016,860.56
Trust liabilities	479,221.13
Deferred credits/Unearned income	1,996,602.32
Other payables	56,170.65
	<u>6,490,537.60</u>

Non-current Liabilities

Provisions	22,571,417.79
	<u>22,571,417.79</u>

TOTAL LIABILITIES	<u>29,061,955.39</u>
--------------------------	----------------------

TOTAL ASSETS LESS TOTAL LIABILITIES	<u>432,164,174.68</u>
--	-----------------------

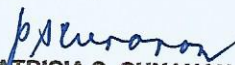
NET ASSETS/EQUITY

Equity


Government equity	249,042,285.00
Prior period adjustments - net	-
Accumulated Surplus (Deficit)	154,125,837.84
Add: Net surplus for the period	28,996,051.84
	<u>432,164,174.68</u>

TOTAL NET ASSETS/EQUITY	<u>432,164,174.68</u>
--------------------------------	-----------------------


Prepared by:


PATRICIA S. CUNANAN
Accountant III

Certified Correct by:


REY A. ESTILLORE
Chief, Finance and Admin.

Approved by:


NOEL C. BNAG, CE
Executive Director