

**OCCUPATIONAL SAFETY AND HEALTH CENTER  
CONDENSED STATEMENT OF FINANCIAL POSITION  
AS AT JUNE 30, 2018**

(in Philippine Peso)

**ASSETS**

**Current Assets**

Cash and Cash Equivalent	80,392,969.07
Other Investments	165,140,335.63
Receivables	90,814,818.27
Inventories	4,037,925.19
Other Current Assets	886,046.43
<b>Total Current Assets</b>	<b><u>341,272,094.59</u></b>

**Non-Current Assets**

Other Assets	364,694.28
Property, Plant and Equipment	99,975,713.55
Other Non-Current Assets	278,774.03
<b>Total Non-Current Assets</b>	<b><u>100,619,181.86</u></b>

**Total Assets**

**441,891,276.45**

**LIABILITIES**

**Current Liabilities**

Financial Liabilities	14,759,461.07
Inter-Agency Payable	2,294,885.68
Trust Liabilities	566,546.22
Deferred Credits/Unearned Income	2,074,445.36
Provisions	25,295,422.77
Other Payables	2,132,841.17
<b>Total Current Liabilities</b>	<b><u>47,123,602.27</u></b>

**Total Liabilities**

**47,123,602.27**

**Net Assets (Total Assets Less Total Liabilities)**


**394,767,674.18**

**NET ASSETS/EQUITY**


**Government Equity**

Government Equity	370,486,203.47
Accumulated Surplus/(Deficit)	24,281,470.71
<b>Total Net Assets / Equity</b>	<b><u><u>394,767,674.18</u></u></b>


Prepared by:

  
**PATRICIA S. CUNANAN**  
Accountant III

Certified Correct by:

  
**REY A. ESTILLORE**  
Chief, Finance and Admin. Division

Approved by:

  
**NOEL C. BINAG** CE  
Executive Director