

**OCCUPATIONAL SAFETY AND HEALTH CENTER
STATEMENTS OF FINANCIAL POSITION**

As at March 31, 2019
(in Philippine Peso))

ASSETS

Current Assets

Cash and cash equivalent	135,355,300.82
Other investments	166,826,343.69
Receivables - net	59,456,284.53
Inventories	5,125,432.49
Other current assets	693,099.24
	<u>367,456,460.77</u>

Non-Current Assets

Property, Plant and Equipment - net	86,201,893.40
Other non-current Assets	900,719.03
	<u>87,102,612.43</u>

TOTAL ASSETS 454,559,073.20

LIABILITIES

Current Liabilities

Financial liabilities	1,799,444.11
Inter-agency payable	1,795,828.55
Trust liabilities	556,920.55
Deferred credits/Unearned income	1,884,998.75
Other payables	858,082.23
	<u>6,895,274.19</u>

Non-current Liabilities

Financial liabilities	23,685,680.22
	<u>23,685,680.22</u>

TOTAL LIABILITIES 30,580,954.41

TOTAL ASSETS LESS TOTAL LIABILITIES 423,978,118.79

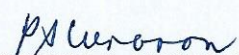
NET ASSETS/EQUITY

Government equity


Government equity	249,042,285.00
Prior period adjustments - net	-
Accumulated Surplus (Deficit)	161,329,392.70
Add: Net surplus (deficit)	13,606,441.09
	<u>423,978,118.79</u>

TOTAL NET ASSETS/EQUITY 423,978,118.79


Prepared by:


PATRICIA S. CUNANAN
Accountant III

Certified Correct by:


REY A. ESTILLORE
Chief, Finance and Admin.

Approved by:


NOEL C. BINAG, CE
Executive Director

vmr5