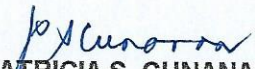


OCCUPATIONAL SAFETY AND HEALTH CENTER
STATEMENTS OF FINANCIAL PERFORMANCE
For the Years Ended December 31, 2018 and 2017
(in Philippine Peso))


	Note	2018	2017
REVENUE	15		
Transfer from other government entities		169,773,000	158,607,000
Other revenue		27,371,765	24,425,389
		197,144,765	183,032,389
CURRENT OPERATING EXPENSES			
Personnel Services	16	75,200,472	72,456,390
Maintenance and Other Operating Expenses	17	71,260,415	68,976,575
Non-Cash Expenses	18	19,996,097	13,338,999
		166,456,984	154,771,964
SURPLUS FROM CURRENT OPERATION		30,687,781	28,260,425
FINANCE INCOME (COSTS)	19		
Finance Cost		(100)	
Finance Income		2,695,968	2,803,510
NET SURPLUS FOR THE PERIOD		33,383,649	31,063,935

The Notes on pages 17 to 30 form part of these financial statements


Prepared by:


PATRICIA S. CUNANAN
Accountant III

Certified Correct by:


REY A. ESTILLORE
Chief, Finance and Admin.

Approved by:


NOEL C. BINAG, CE
Executive Director

