


QUARTERLY FINANCIAL REPORT OF OPERATIONS
For the Quarter Ending June 30, 2019
(In Pesos)


Department : Department of Labor and Employment
Agency : Occupational Safety and Health Center

	April	May	June	Total	To Date
INCOME					
Subsidy Income from Other GOCCs	13,217,250.00	13,217,250.00	13,217,250.00	39,651,750.00	79,303,500.00
General Income					
Technical Services and Laboratory Fees	241,192.00	248,699.00	200,788.00	690,679.00	1,173,163.00
Seminar Fees	963,590.00	1,735,590.00	1,659,300.00	4,358,480.00	8,946,822.00
OSH Accreditation Fee	61,900.00	50,750.00	19,755.00	132,405.00	325,655.00
OSH Standards Book	2,600.00	-	-	2,600.00	381,200.00
Rental Income	57,009.55	37,223.94	83,891.47	178,124.96	300,917.83
Income from Dormitory	52,065.00	126,015.00	99,562.00	277,642.00	479,964.50
Other income	113,130.16	77,305.21	51,049.83	241,485.20	605,480.33
GROSS INCOME	14,708,736.71	15,492,833.15	15,331,596.30	45,533,166.16	91,516,702.66
EXPENSES					
PERSONAL SERVICES					
Salaries and Wages	3,679,532.24	3,644,655.08	3,639,778.00	10,963,965.32	21,890,525.36
Other Compensation					
PERA	214,000.00	214,000.00	214,000.00	642,000.00	1,283,727.27
Representation Allowance	38,000.00	42,500.00	47,000.00	127,500.00	250,500.00
Transportation Allowance	33,500.00	33,115.38	33,500.00	100,115.38	200,407.89
Clothing Allowance	12,000.00	6,000.00	-	18,000.00	642,000.00
Subsistence, Laundry and Quarter Allowance	156,400.00	159,900.00	155,600.00	471,900.00	933,800.00
Other Bonuses and Allowances	22,500.00	22,500.00	22,500.00	67,500.00	135,000.00
Honoraria	-	-	-	-	85,000.00
Hazard Pay	761,382.29	761,249.78	740,144.13	2,262,776.20	4,542,063.95
Longevity Pay	-	-	-	-	-
Cash Gift	-	-	-	-	-
Christmas Bonus	-	-	-	-	-
GSIS Life and Retirement Insurance Premium	435,974.72	441,971.20	874,041.39	1,751,987.31	2,623,096.54
Pag-ibig Contributions	10,700.00	10,700.00	10,700.00	32,100.00	64,700.00
Health Insurance Premium	41,646.95	41,646.95	41,646.95	124,940.85	249,811.19
EC Insurance Premium	10,700.00	11,000.00	21,400.00	43,100.00	64,500.00
Terminal Leave Benefits	-	-	-	-	-
Other Personnel Benefits	600,000.00	3,939,778.00	-	4,539,778.00	4,949,778.00
Total	6,016,336.20	9,329,016.39	5,800,310.47	21,145,663.06	37,914,910.20
MAINTENANCE AND OTHER OPERATING EXPENSES					
Travelling Expenses	606,749.98	310,517.53	300,509.74	1,217,777.25	1,877,792.62
Training Expenses	1,923,110.53	1,646,805.51	1,611,761.55	5,181,677.59	8,931,825.65
Supplies and Materials Expenses	201,049.67	573,267.00	188,138.83	962,455.50	2,469,961.63
Semi-Expendable Machinery and Equipment Expenses	-	61,255.00	15,070.00	76,325.00	83,805.00
Utility Expenses	444,298.60	467,232.77	470,088.48	1,381,619.85	2,400,080.50
Communication Expenses	29,659.99	168,111.88	66,304.65	264,075.62	488,529.20
Membership Dues and Contributions to Organizations	-	5,600.00	-	5,600.00	5,600.00
Advertising Expense	108,864.00	53,760.00	75,800.00	238,424.00	692,830.40
Rent Expense	61,206.02	110,106.02	84,406.02	255,718.06	503,936.12
Representation Expenses	112,055.00	185,277.94	210,553.72	507,886.66	708,688.14
Transportation and Delivery Expenses	1,520.00	6,415.00	-	7,935.00	20,651.00
Subscription Expenses	-	10,033.00	600.00	10,633.00	18,365.00
Professional Services	43,266.66	353,548.00	-	396,814.66	409,114.65
General Services	1,025,095.60	1,659,411.99	1,984,126.57	4,668,634.16	7,124,610.03
Repairs and Maintenance	77,153.00	301,733.57	64,443.95	443,330.52	639,546.40
Discretionary & Miscellaneous Expenses	-	-	-	-	12,601.65
Taxes, insurance premiums and other fees	27,101.72	9,791.12	27,817.07	64,709.91	733,530.27
Donation	-	-	-	-	3,000.00
Bad Debts Expense	-	-	-	-	-
Depreciation Expense	-	-	2,890,399.70	2,890,399.70	7,020,825.69
Other Miscellaneous and Operating Expenses	4,000.00	5,805.00	63,271.15	73,076.15	108,491.95
Bank Charges	440.00	18,260.44	-	18,700.44	19,855.44
Total	4,665,569.87	5,946,931.77	8,053,291.43	18,665,793.07	34,273,641.34
TOTAL EXPENSE	10,681,906.07	15,275,948.16	13,853,601.90	39,811,456.13	72,188,551.54
NET INCOME FOR THE QUARTER	4,026,830.64	216,884.99	1,477,994.40	5,721,710.03	19,328,151.12


Prepared by:


PATRICIA S. CUNANAN
Accountant III

Certified Correct by:


REY A. ESTILLORE
Chief, Finance and Admin.

Approved by:


NOEL C. BINAG, CE
Executive Director