


QUARTERLY FINANCIAL REPORT OF OPERATIONS
For the Quarter Ending December 31, 2018
(In Pesos)


Depar : Department of Labor and Employment
Agenc : Occupational Safety and Health Center

	October	November	December	Total	To Date
INCOME					
Subsidy Income from Other GOCCs	15,078,250	15,078,250	15,078,250	45,234,750	169,773,000
General Income					
Technical Services and Laboratory Fees	258,430	325,903	347,893	932,226	2,924,528
Seminar Fees	3,877,700	5,456,243	64,576	9,398,519	20,397,076
OSH Accreditation Fee	105,650	65,800	32,350	203,800	627,485
OSH Standards Book	244,800	136,800	69,300	450,900	1,205,500
Rental Income	32,813	58,134	69,111	160,058	848,972
Income from Dormitory	131,910	53,363	30,825	216,098	832,245
Other Income	299,870	140,875	1,663,724	2,104,469	3,231,928
GROSS INCOME	20,029,423	21,315,368	17,356,028	58,700,820	199,840,733
PERSONAL SERVICES					
Salaries and Wages	3,382,752	3,386,148	3,481,246	10,250,146	39,627,006
Other Compensation					
PERA	210,455	215,545	214,182	640,182	2,465,182
Representation Allowance	42,500	33,500	49,250	125,250	507,750
Transportation Allowance	33,500	33,500	33,500	100,500	402,000
Clothing Allowance	-	-	-	-	612,000
Subsistence, Laundry and Quarter Allowance	150,100	158,650	180,550	489,300	1,823,550
Productivity Based Bonus	-	-	-	-	-
Other Bonuses and Allowances	22,500	22,500	22,500	67,500	270,000
Honoraria	-	-	-	-	183,270
Hazard Pay	704,345	693,703	724,185	2,122,234	8,193,119
Longevity Pay	-	-	1,259,110	1,259,110	1,259,110
Cash Gift	-	505,500	-	505,500	505,500
Christmas Bonus	-	3,184,800	-	3,184,800	3,184,800
Midyear Bonus (other personnel benefits)	-	-	(3,201,150)	(3,201,150)	-
GSIS Life and Retirement Insurance Premium	397,837	407,898	404,141	1,209,876	4,714,071
Pag-ibig Contributions	10,400	10,600	21,400	42,400	123,100
Health Insurance Premium	39,423	40,103	80,644	160,169	468,617
EC Insurance Premium	10,400	10,800	10,700	31,900	123,200
Terminal Leave Benefits	185,677	-	-	185,677	185,677
Other Personnel Benefits	30,000	-	10,472,521	10,502,521	10,552,521
Total	5,219,888	8,703,247	13,752,778	27,675,913	75,200,472
MAINTENANCE AND OTHER OPERATING EXPENSES					
Travelling Expenses	384,998	422,488	573,363	1,380,848	4,528,284
Training expenses	2,834,068	1,828,374	4,277,516	8,939,958	24,882,749
Supplies and Materials expenses	512,983	223,858	3,913,102	4,649,944	7,842,386
Utility expenses	(25,244)	700,728	463,132	1,138,616	4,840,261
Communication expenses	101,302	65,635	462,102	629,039	1,905,692
Membership Dues and Contributions to Organizations	-	-	-	-	6,600
Advertising Expense	151,066	-	146,765	297,830	615,640
Rent Expense	57,806	71,806	70,400	200,012	901,231
Representation Expenses	75,708	163,572	543,704	782,984	1,709,752
Transportation and Delivery Expenses	2,224	1,100	10,298	13,622	37,826
Subscription Expenses	4,107	-	4,032	8,139	52,706
Professional services	23,433	43,333	135,244	202,011	3,365,797
General Services	2,062,848	1,062,128	4,370,449	7,495,426	18,105,928
Repairs and Maintenance	160,616	1,680	75,609	237,905	1,472,133
Discretionary & Miscellaneous expenses	-	8,030	6,138	14,168	117,000
Taxes, insurance premiums and other fees	23,359	-	33,785	57,144	723,700
Donation	3,000	-	-	3,000	7,500
Bad debts expense	-	-	364,646	364,646	364,646
Depreciation expense	464,830	-	8,149,890	8,614,720	19,631,452
Other Miscellaneous and Operating expenses	2,500	6,675	12,290	21,465	145,232
Bank Charges	-	-	-	-	100
Total	6,839,605	4,599,407	23,612,465	35,051,477	91,256,613
TOTAL EXPENSE	13,679,210	13,302,654	47,224,929	70,102,953	166,457,085
NET INCOME FOR THE QUARTER	6,350,214	8,012,714	(29,868,901)	(11,402,134)	33,383,649


Prepared by:


PATRICIA S. CUNANAN
Accountant III

Certified Correct by:


REYA ESTILLORE
Chief, Finance and Admin.

Approved by:


NOEL C. BINAG, CE
Executive Director

