

Monthly Report of Disbursements


CY 2018

(In Pesos)


Department : Department of Labor and Employment
 Agency : Occupational Safety and Health Center

Month	PS	MOOE	CAPITAL OUTLAY	Total
January	4,727,974	1,176,576	-	5,904,550
February	5,000,454	3,213,357	-	8,213,811
March	5,430,698	10,385,375	74,545	15,890,617
April	4,876,894	9,612,458	170,000	14,659,352
May	8,031,832	4,900,673	-	12,932,505
June	4,461,833	4,556,298	659,814	9,677,945
July	4,816,328	4,958,067	-	9,774,395
August	5,238,241	11,937,427	1,463,705	18,639,373
September	4,940,304	5,464,904	262,000	10,667,209
October	5,219,888	6,839,605	707,000	12,766,492
November	8,703,247	4,599,407	215,400	13,518,054
December	13,752,778	23,612,465	1,961,053	39,326,296
	<u>75,200,472</u>	<u>91,256,613</u>	<u>5,513,516</u>	<u>171,970,601</u>


Prepared by:


PATRICIA S. CUNANAN
 Accountant III

Certified Correct by:


REY A. ESTILLORE
 Chief, Finance and Admin.

Approved by:


NOEL C. BINAG, CE
 Executive Director
