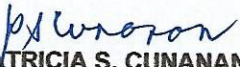


Monthly Report of Disbursements
CY 2018
(In Pesos)


Department : Department of Labor and Employment
Agency : Occupational Safety and Health Center

Month	PS	MOOE	CAPITAL OUTLAY	Total
January	4,727,974	1,176,576	-	5,904,550
February	5,000,454	3,213,357	-	8,213,811
March	5,430,698	10,385,375	74,545	15,890,617
April	4,876,894	9,612,458	170,000	14,659,352
May	8,031,832	4,900,673	-	12,932,505
June	4,461,833	4,556,298	12,990,406	22,008,538
July	4,816,328	4,958,067	-	9,774,395
August	5,238,241	11,937,427	1,463,705	18,639,373
September	4,940,304	5,464,904	262,000	10,667,209
	47,524,559	56,205,136	14,960,655	118,690,350


Prepared by:


PATRICIA S. CUNANAN
Accountant III

Certified Correct by:


REY A. ESTILLORE
Chief, Finance and Admin.

Approved by:


NOEL C. BINIAS, CE
Executive Director