


**OCCUPATIONAL SAFETY AND HEALTH CENTER
STATEMENTS OF CASH FLOWS**

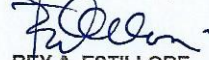
For the Years Ended December 31, 2018 and 2017
(In Philippine Peso)

	Note	2018	2017
CASH FLOWS FROM OPERATING ACTIVITIES			
Receipt of loading fund from SSS and GSIS		171,921,651	118,955,250
Collection of receivables		4,781,031	5,698,684
Collection of income		19,374,831	15,795,824
Receipt of bidder's bond		105,075	189,660
Refund of travel expenses/salaries/operating expenses		5,755,578	5,366,583
Interest earned on savings deposits		560,694	1,146,140
Receipt of fund transfer from investment in time deposit		101,378,333	
Payment of salaries and wages		(62,423,889)	(59,807,747)
Payment of operating expenses		(60,705,545)	(33,874,341)
Payment of payables		(45,657,833)	(6,220,877)
Remittance to GSIS/Pag-ibig/PHIC/Philam and others		(13,564,825)	(9,606,735)
Remittance of withholding tax to BIR		(9,836,142)	(8,841,772)
Payment of prepaid expenses		(126,148)	(429,456)
Refund of bidder's bond/guaranty deposits		(9,626)	(1,208,087)
Net cash flows from operating activities		111,553,185	27,163,126
CASH FLOWS FROM INVESTING ACTIVITIES			
Interest earned on time deposits		2,135,274	1,657,370
Transfer to investment in time deposit			(266,008,447)
Purchase of Motor Vehicles, Office Equipment, Furniture and Fixtures & Other Equipments		(4,522,953)	(30,556,419)
Net cash used in investing activities		(2,387,679)	(294,907,496)
NET INCREASE IN CASH		109,165,506	(267,744,370)
CASH AND CASH EQUIVALENTS AT BEGINNING OF YEAR		33,526,204	301,270,574
CASH AND CASH EQUIVALENTS AT END OF YEAR	4	142,691,710	33,526,204


Prepared by:


PATRICIA S. CUNANAN
Accountant III

Certified Correct by:


REY A. ESTILLORE
Chief, Finance and Admin.

Approved by:


NOEL C. BINAG, CE
Executive Director