

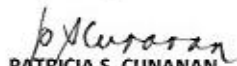
OCCUPATIONAL SAFETY AND HEALTH CENTER

STATEMENT OF CASH FLOWS

For the Year Ended December 31, 2016
(With Comparative Figures for 2015)
(In Philippine Peso)

	2016	2015
CASH FLOWS FROM OPERATING ACTIVITIES		
Receipt of Loading Fund	141,834,400	120,157,220
Collection of Receivables	6,502,126	8,007,130
Collection of Income	16,720,023	19,506,561
Receipt from Customers	-	299,523
Receipt of External Funds (Trust Funds)	-	-
Receipt of Bidder's Bond	135,939	46,500
Refund of Travel Expenses/Salaries/Operating Expenses	4,629,695	5,069,430
Payment of Salaries and Wages	(57,458,966)	(46,350,254)
Payment of Operating Expenses	(33,932,586)	(37,023,057)
Payment of Payables	(12,627,628)	(7,240,259)
Remittance to GSIS/Pag-ibig/PHIC/Philam and Others	(10,812,034)	(8,882,705)
Remittance of Withholding Tax to BIR	(10,367,032)	(9,046,458)
Payment from External Funds	(1,200)	(378,200)
Payment of Prepaid Expenses	(635,907)	(525,770)
Refund of Bidder's Bond / Guaranty Deposits	639,500	(400,219)
Other Inflows / Outflows	-	(1,371,027)
Net Cash Provided by (Used in) Operating Activities	44,626,331	41,868,415
CASH FLOWS FROM INVESTING ACTIVITIES		
Receipt of Interest from Deposit	2,322,042	2,034,017
Purchase of Motor Vehicles, Office Equipment, Furniture and Fixtures & Other Equipments	(16,639,362)	(9,063,861)
Net Cash Provided by Investing activities	(14,317,320)	(7,029,844)
Net Increase (Decrease) in Cash and Cash Equivalents	30,309,010	34,838,571
CASH AND CASH EQUIVALENTS, BEGINNING OF THE YEAR	271,185,691	236,347,120
CASH AND CASH EQUIVALENTS, END OF THE QUARTER	301,494,702	271,185,691


Prepared by:


PATRICIA S. CUNANAN
Accountant III

Certified Correct by:


REY A. ESTILLORE
Chief - Finance and Admin.

Approved by:


NOEL C. BINAG, CE
Executive Director
(ms)

OCCUPATIONAL SAFETY AND HEALTH CENTER

STATEMENT OF FINANCIAL PERFORMANCE

For the Year Ended December 31, 2016

(With comparative figures for 2015)

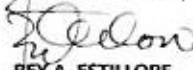
(In Philippine Peso)

	Note	2016	2015
INCOME			
Subsidy income from other GOCCs	11	132,886,000	119,312,000
General income	12	17,778,871	23,189,183
Other income	15	12,112,406	11,383,197
TOTAL		162,777,276	153,884,380
EXPENSES			
Personal Services	16		
Salaries and wages		28,943,692	29,072,309
Other compensation		19,560,057	17,330,340
Personnel benefits contribution		3,946,294	3,988,353
Other personnel benefits		9,073,200	9,498,528
		61,523,243	59,889,530
Maintenance and Other Operating Expenses	17		
Professional services		12,269,058	10,875,217
Depreciation expenses		12,623,201	9,891,502
Training expenses		21,163,209	15,764,086
Utility expenses		4,712,184	5,886,192
Supplies and materials expenses		5,008,680	5,711,728
Travelling expenses		3,755,996	5,362,824
Communication expenses		2,319,282	2,028,586
Confidential, intelligence, miscellaneous expenses		2,253,152	2,174,640
Repairs and maintenance		2,155,322	1,559,311
Taxes, insurance premiums and other fees		416,552	457,172
Bad debts expense		333,623	291,777
Membership dues and contributions to organizations		110,273	162,663
Other miscellaneous and operating expenses		185,158	314,756
		67,305,689	60,480,454
Financial expenses			
Bank charges and documentary stamps		858	268
		858	268
TOTAL EXPENSES		128,829,790	120,370,252
NET INCOME (LOSS)		33,947,486	33,514,128


Prepared by:


PATRICIA S. CUNANAN
 Accountant III

Certified Correct by:


REY A. ESTILLORE
 Chief - Finance and Admin. Div.

Approved by:


NOEL C. BINAG, CE
 Executive Director

OCCUPATIONAL SAFETY AND HEALTH CENTER

STATEMENT OF FINANCIAL POSITION


December 31, 2016

(With comparative figures for 2015)


(In Philippine Peso)

	Notes	2016	2015
ASSETS			
Currents Assets			
Cash and cash equivalents	3	301,494,702	271,185,691
Receivables - net	4	8,829,132	19,154,068
Prepayments	5	2,414,293	2,099,115
		<u>312,738,127</u>	<u>292,438,874</u>
Non-current Assets			
Property, plant and equipment - net	6	78,287,243	74,257,582
Other assets		468,690	467,682
Total Non-current Assets		<u>78,755,933</u>	<u>74,725,264</u>
TOTAL ASSETS		<u>391,494,061</u>	<u>367,164,138</u>
LIABILITIES AND EQUITY			
Current Liabilities			
Accounts payable	7	15,893,304	20,512,285
Inter-agency payables	8	1,382,156	1,321,083
Other liability accounts	9	2,639,777	1,370,988
Deferred credits	10	7,461,156	9,197,284
		<u>27,376,393</u>	<u>32,401,640</u>
Non-current Liabilities			
Deferred credits	10	20,265,566	22,619,970
TOTAL LIABILITIES		<u>47,641,959</u>	<u>55,021,610</u>
EQUITY		<u>343,852,102</u>	<u>312,142,528</u>
TOTAL LIABILITIES AND EQUITY		<u>391,494,061</u>	<u>367,164,138</u>

Prepared by:


PATRICIA S. CUNANAN
 Accountant III

Certified Correct by:


REY A. ESTILLORE
 Chief - Finance and Admin. Div.

Approved by:


NOEL C. BINAG, CE
 Executive Director
