

STATEMENT OF BUDGET AND EXPENSES


As of September 30, 2019

(In Pesos)


Department : Department of Labor and Employment
 Agency : Occupational Safety and Health Center

OBJECT OF EXPENDITURE	2019 Approved COB	Expenses	Balance to Date
PERSONAL SERVICES			
Salaries and Wages	46,338,470.00	32,871,732.12	13,466,737.88
Other Compensation			
PERA	2,712,000.00	1,927,000.01	784,999.99
Representation Allowance	535,500.00	373,000.00	162,500.00
Transportation Allowance	427,500.00	295,680.62	131,819.38
Clothing Allowance	678,000.00	642,000.00	36,000.00
Subsistence, Laundry and Quarter Allowance	2,236,800.00	1,409,100.00	827,700.00
Other Bonuses and Allowances	390,000.00	202,500.00	187,500.00
Honoraria		85,000.00	(85,000.00)
Hazard Pay	9,820,720.00	6,816,898.79	3,003,821.21
Longevity Pay	1,587,031.00	-	1,587,031.00
Cash Gift	565,000.00	-	565,000.00
Midyear and Year-End Bonus	7,732,470.00	3,639,778.00	4,092,692.00
Midyear Bonus			-
GSIS Life and Retirement Insurance Premium	5,565,738.00	3,489,040.06	2,076,697.94
Pag-ibig Contributions	136,200.00	96,900.00	39,300.00
Health Insurance Premium	535,940.00	375,304.71	160,635.29
EC Insurance Premium	136,200.00	85,700.00	50,500.00
Terminal Leave Benefits	4,741,240.00	-	4,741,240.00
Other Personnel Benefits	2,886,191.00	1,725,000.00	1,161,191.00
TOTAL PERSONAL SERVICES	87,025,000.00	54,034,634.31	32,990,365.69
MAINTENANCE AND OTHER OPERATING EXPENSES			
Travelling Expenses	8,500,000.00	4,158,859.53	4,341,140.47
Training expenses	33,497,000.00	15,264,269.30	18,232,730.70
Supplies and Materials expenses	12,894,000.00	3,992,453.31	8,901,546.69
Utility expenses	10,284,000.00	3,628,997.44	6,655,002.56
Advertsing	41,962,000.00	693,180.40	41,268,819.60
Rent Expense	1,300,000.00	818,386.52	481,613.48
Communication expenses	3,143,000.00	755,701.70	2,387,298.30
Membership Dues and Contributions to Organizations/Donation	120,000.00	11,600.00	108,400.00
Representation Expenses	2,591,000.00	819,632.62	1,771,367.38
Transportation and Delivery Expenses	100,000.00	31,176.00	68,824.00
Subscription Expenses	94,000.00	35,606.00	58,394.00
Professional Services	25,200,000.00	12,738,706.91	12,461,293.09
Repairs and Maintenance	3,898,000.00	1,272,315.48	2,625,684.52
Discretionary & Miscellaneous expenses	117,000.00	35,596.45	81,403.55
Taxes, insurance premiums and other fees	1,334,000.00	810,051.31	523,948.69
Other Miscellaneous and Operating expenses	400,000.00	208,127.44	191,872.56
TOTAL MAINTENANCE AND OTHER OPERATING EXPENSES	145,434,000.00	45,274,660.41	100,159,339.59
CAPITAL OUTLAY ***	103,043,000.00	893,848.93	102,149,151.07
GRAND TOTAL	335,502,000.00	100,203,143.65	235,298,856.35


Prepared by:


 PATRICIA S. CUNANAN
 Accountant III

Certified Correct by:


 REY A. ESTILLORE
 Chief, Finance and Admin.

Approved by:


 NOEL B. MAG, CE
 Executive Director