

**NATIONAL SAFETY AND HEALTH CENTER**  
**STATEMENT OF FINANCIAL POSITION**  
**March 31, 2017**  
(In Philippine Peso)

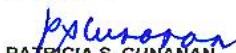
**ASSETS**

<b>Current Assets</b>	
Cash and cash equivalents	311,181,141.60
Receivables - Net	7,089,338.52
Inventories	1,147,400.35
<b>Other Assets</b>	
Advances for Payroll	385,000.00
Advances to Officers and Employees	367,397.34
Prepayments	109,905.95
<b>Total Other Assets</b>	<u>862,303.29</u>
<b>Total Current Assets</b>	<u>320,280,183.76</u>
<b>Non-Currents Assets</b>	
<b>Other Assets</b>	
Guaranty Deposits	468,690.29
<b>Property, plant and equipment - net</b>	
Building	22,171,623.36
Other Structures	1,648,725.65
<b>Machinery and Equipment</b>	
Office Equipment	8,816,390.89
Information and Communication Technology Equipment	11,705,512.38
Communication Equipment	49,218.60
Medical Equipment	15,305,863.24
Technical and Scientific Equipment	15,729,164.31
Transportation Equipment	1,457,571.58
Furniture and Fixtures	2,211,663.16
Books	267,764.80
<b>Total</b>	<u>55,543,148.96</u>
<b>Total</b>	<u>79,363,497.97</u>
<b>Total Non-Current Assets</b>	<u>79,832,188.26</u>
<b>TOTAL ASSETS</b>	<u><u>400,112,372.02</u></u>

**LIABILITIES**

<b>Current Liabilities</b>	
<b>Financial Liabilities</b>	
Accounts Payable	1,614,990.17
Due to Officers and Employees	6,837,339.54
<b>Total</b>	<u>8,452,329.71</u>
<b>Inter-agency Payable</b>	
Due to BIR	1,002,263.09
Due to GSIS	21,812.34
Due to PAG-IBIG	19,025.48
Due to Philhealth	22,052.93
Due to GOCCs (LBP Loan)	1,508.47
<b>Total</b>	<u>1,066,662.31</u>
<b>Trust Liabilities</b>	
Guaranty/Security Deposits Payable	1,010,449.40
Other Deferred Credits	1,320,941.98
Other Deferred Credits - Unreceipted Deposits	2,872,283.70
Leave Benefits Payable	20,265,565.54
Other Payables	2,063,717.05
<b>TOTAL LIABILITIES</b>	<u>37,051,949.69</u>
<b>TOTAL ASSETS LESS TOTAL LIABILITIES</b>	<u><u>363,060,422.33</u></u>
<b>NET ASSETS/EQUITY</b>	
Government Equity	341,721,402.64
Add: Net Surplus	21,339,019.69
<b>TOTAL NET ASSETS/EQUITY</b>	<u><u>363,060,422.33</u></u>

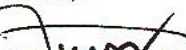
Prepared by:

  
**PATRICIA S. CUNANAN**  
Accountant III

Certified Correct by:

  
**REY A. ESTILLORE**  
Chief, Finance and Admin

Noted by:

  
**NOEL C. BINAG, CE**  
Executive Director

**OCATIONAL SAFETY AND HEALTH CENTER**  
**STATEMENT OF FINANCIAL PERFORMANCE**  
**For the Quarter Ended March 31, 2017**  
(In Philippine Peso)

<b>REVENUE</b>	
Other Service Income	33,221,500.00
Business Income	
Seminar Fees	4,451,575.00
Rental Income	317,631.06
Income from Dormitory	119,720.00
Income from Printing and Publication	307,209.00
Other Business Income	
Technical Services	799,820.00
OSH Accreditation Fee	21,650.00
Interest Income	443,232.30
Miscellaneous Income	2,175,614.00
Total Business Income	<u>8,636,451.36</u>
<b>TOTAL REVENUE</b>	<b><u>41,857,951.36</u></b>
<b>LESS: OPERATING EXPENSES</b>	
<b>Personal Services</b>	
Salaries and Wages	7,613,879.76
Other Compensation	3,234,272.66
Personnel Benefits Contribution	1,074,602.68
Other Personnel Benefits	-
<b>Total Personal Services</b>	<u>11,922,755.10</u>
<b>Maintenance and Other Operating Expenses</b>	
Travelling Expenses	701,521.91
Training Expenses	2,461,716.06
Supplies and Materials Expenses	1,511,479.54
Utility Expenses	471,751.98
Communication	349,914.57
Confidential, Intelligence, Miscellaneous Expenses	
Miscellaneous and Extraordinary Expense	37,592.91
Professional Services	32,381.57
General Services	1,876,991.42
Repairs and Maintenance	341,887.08
Taxes, Insurance Premiums and Other Fees	474,303.94
Other Miscellaneous and Operating Expenses	336,635.59
Total	<u>8,596,176.57</u>
Non-Cash Expenses	
Depreciation	-
Bad Debts	-
Total	<u>-</u>
<b>Total Maintenance and Operating Expenses</b>	<u>8,596,176.57</u>
<b>TOTAL OPERATING EXPENSES</b>	<b><u>20,518,931.67</u></b>
<b>SURPLUS (DEFICIT) for the Period</b>	<b><u>21,339,019.69</u></b>


Prepared by:

  
**PATRICIA S. CUNANAN**  
Accountant III

Certified Correct by:

  
**REY A. ESTILLORE**  
Chief, Finance and Admin.

Noted by:

  
**NOEL C. BINAG, CE**  
Executive Director

**OCCUPATIONAL SAFETY AND HEALTH CENTER**

**STATEMENT OF CASH FLOWS**

For the Quarter Ended March 31, 2017  
(In Philippine Peso)

**CASH FLOWS FROM OPERATING ACTIVITIES**

Receipt of Loading Fund	P	33,221,500.00
Collection of Receivables		1,690,360.75
Collection of Income		4,982,535.60
Receipt from Customers		-
Receipt of External Funds (Trust Funds)		-
Receipt of Bidder's Bond		2,550.00
Refund of Travel Expenses/Salaries/Operating Expenses		1,973,727.07
Payment of Salaries and Wages		(11,443,452.32)
Payment of Operating Expenses		(15,102,849.81)
Payment of Payables		(3,814,046.51)
Remittance to GSIS/Pag-ibig/PHIC/Philam and Others		(582,365.98)
Remittance of Withholding Tax to BIR		636,840.07
Payment from External Funds		-
Payment of Prepaid Expenses		(366,986.31)
Refund of Bidder's Bond / Guaranty Deposits		(493,350.00)
Other Inflows / Outflows		-
<b>Net Cash Provided by (Used in) Operating Activities</b>		<b>10,704,462.56</b>

**CASH FLOWS FROM INVESTING ACTIVITIES**

Receipt of Interest from Deposit	443,232.30
Purchase of Motor Vehicles, Office Equipment, Furniture and Fixtures & Other Equipments	(1,076,255.00)
<b>Net Cash Used in Investing activities</b>	<b>(633,022.70)</b>

**Net Increase (Decrease) in Cash and Cash Equivalents** **10,071,439.86**

**CASH AND CASH EQUIVALENTS, BEGINNING OF THE QUARTER** **301,494,701.74**

**CASH AND CASH EQUIVALENTS, END OF THE QUARTER** **P 311,566,141.60**

Prepared by:

  
**PATRICIA S. CUNANAN**  
Accountant III

Certified Correct by:

  
**REY A. ESTILLORE**  
Chief - Finance and Admin.

Noted by:

  
**NOEL C. BINAG**  
Executive Director

