


OCCUPATIONAL SAFETY AND HEALTH CENTER
SCHEDULE OF CASH ADVANCE OF ACCOUNTABLE OFFICERS
As of June 30, 2018


NAME	UNLIQUIDATED AS OF MARCH 31, 2018	ADJUSTMENT	ADJUSTED BALANCE OF UNLIQUIDATED CASH ADVANCE, MARCH 31, 2018	CASH ADVANCE GRANTED FROM APRIL - JUNE 2018	LIQUIDATION APRIL - JUNE 2018	UNLIQUIDATED AS OF JUNE 30, 2018
ACOSTA, SHEENA F.	11,620.00		11,620.00		11,620.00	0.00
AGNO, MARC PATRICK C.	10,000.00		10,000.00	30,000.00	30,000.00	10,000.00
AGUILAR, WINNIE A.	0.00		0.00	3,680.00	3,680.00	0.00
ALEJANDRO, LUALHATI G.	0.00		0.00	3,760.00		3,760.00
ANDAYOG, MARK JAMES S.	22,462.92		22,462.92	11,848.40	24,311.32	10,000.00
ANDRES, MA TERESA S.	14,630.00		14,630.00		14,630.00	0.00
AQUINO, DENNIS D.	14,691.00		14,691.00	81,917.04	83,128.04	13,480.00
BALDEVARONA, ELISA FAYE I.	28,000.00		28,000.00		18,000.00	10,000.00
BATINO, JOSE MARIA S.	19,932.48		19,932.48	45,974.21	27,932.48	37,974.21
BAUTISTA, DARRYL LUCIAN S.	11,526.00		11,526.00	31,152.20	11,526.00	31,152.20
BINAG, NOEL	69,829.93	-15,000.00	54,829.93	481,199.14	127,029.07	409,000.00
BLAS, LAWRENCE C.	13,175.00		13,175.00	13,180.00	13,175.00	13,180.00
BULATAO, CHRISTIAN CARL C.	12,244.00		12,244.00		12,244.00	0.00
BUNAG, PATRICK NOEL R.	57,750.00		57,750.00			57,750.00
CABRIDO, PRINCESS KARLA L.	11,526.00		11,526.00	2,520.00	14,046.00	0.00
CONCEPCION, GRACE OLGA Y.	0.00		0.00	13,399.00	13,399.00	0.00
DIEZ, MARIA ELENA L.	34,004.00		34,004.00		34,004.00	0.00
DOMINGO, PRINCE RAINER C.	54,829.93		54,829.93	53,000.00	107,829.93	0.00
DUMBAB, MARICAR C.	0.00		0.00	2,520.00	2,520.00	0.00
ESPINOSA, MA JOY RENEELI C.	10,000.00		10,000.00	13,380.00	23,380.00	0.00
ESTILLORE, REY A.	0.00		0.00	200,344.28	139,584.28	60,760.00
FAJILAN, ROSALEE B.	0.00		0.00	11,279.00	11,279.00	0.00
FELIX, MARK A.	2,040.00		2,040.00	3,280.00	4,080.00	1,240.00
FERNANDO, RAYMARK R.	1,200.00		1,200.00	1,440.00	2,640.00	0.00
FLORANTE, JEHREMIAS M.	15,233.15		15,233.15	45,360.00	60,593.15	0.00
GAGULA, PEROLEN H.	10,000.00		10,000.00		10,000.00	0.00
JAGUIT, CHRISTIAN LEE N.	67,200.00		67,200.00	5,280.00	57,200.00	15,280.00
KHO, MICHELLE DELAINE C.	1,400.00		1,400.00		1,400.00	0.00
LACABA, MELVIN B.	0.00		0.00			0.00
LEE, LEIZL ANN MARIE P.	19,775.00		19,775.00	39,745.44	49,520.44	10,000.00
LICOS, GENEVIEVE C.	40,000.00		40,000.00			40,000.00
LUISTRO, CLEOTILDE L.	0.00		0.00	17,288.00	17,288.00	0.00
MANABAT, ERWIN B.	0.00		0.00	15,439.00	15,439.00	0.00
MARASIGAN, MELBA F.	0.00		0.00	50,981.00	37,909.00	13,072.00
MATEO, RONALD R.	0.00		0.00	5,480.00		5,480.00
MATUSALEM, KAREN B.	10,000.00		10,000.00	6,000.00	6,000.00	10,000.00
MELOCOTON, MELVEEN M.	10,000.00		10,000.00	62,080.00	62,080.00	10,000.00
PANGINDIAN, CHRISTINE MARIE L.	0.00		0.00	5,120.00	1,440.00	3,680.00
PARAFINA, CHARLENE S.	0.00		0.00	13,399.00	13,399.00	0.00
PARAISO, BRYAN PAUL B.	14,691.00		14,691.00	43,412.04	47,003.04	11,100.00
PLANAS, JOSE ARNEL C.	0.00		0.00			0.00
PRAKASH, JOYCE ANN D.	13,175.00		13,175.00	11,160.00	13,175.00	11,160.00

NAME	UNLIQUIDATED AS OF MARCH 31, 2018	ADJUSTMENT	ADJUSTED BALANCE OF UNLIQUIDATED CASH ADVANCE, MARCH 31, 2018	CASH ADVANCE GRANTED FROM APRIL - JUNE 2018	LIQUIDATION APRIL - JUNE 2018	UNLIQUIDATED AS OF JUNE 30, 2018
RIVERA, JASMIN D.	0.00		0.00	19,000.00	19,000.00	0.00
ROBLES, JANIS VICTORIA A.	0.00		0.00	2,680.00		2,680.00
ROMERO, DIANA JOY G.	10,000.00		10,000.00			10,000.00
SAN JOSE, MARISSA L.	31,026.00		31,026.00		31,026.00	0.00
SARITA, ENRIQUETA T.	0.00		0.00	3,760.00		3,760.00
SISON, MICHAEL ANGELO G.	0.00		0.00	8,000.00	2,520.00	5,480.00
STA ANA, REYNOLD M.	0.00		0.00	42,960.00	42,960.00	0.00
STO TOMAS, CONCEPCION T.	0.00		0.00	50,828.96		50,828.96
TALO, JENNIFER B.	10,000.00		10,000.00	25,770.64	10,090.64	25,680.00
TAMAYO, JOSEPHINE C.	75,000.00		75,000.00			75,000.00
TANDAYU, EVELYN C.	0.00		0.00	1,840.00	1,840.00	0.00
TANDAYU, WILFREDO J.	0.00		0.00	3,680.00		3,680.00
TIMOSA, GINES P.	27,500.00		27,500.00		7,500.00	20,000.00
VILLANUEVA, MARIA BEATRIZ G.	15,233.15		15,233.15	44,040.00	46,393.15	12,880.00
VILLARINO, TERESITA V.	0.00		0.00			0.00
VILLEGAS, MARION A.	0.00		0.00	22,425.00	16,945.00	5,480.00
YU, CLARISSA G.	0.00		0.00	2,880.00	2,880.00	0.00
ZAMUDIO, ANNABELLE A.	1,400.00		1,400.00	17,520.00	3,040.00	15,880.00
TOTAL	771,094.56	-15,000.00	756,094.56	1,570,002.35	1,306,679.54	1,019,417.37


Prepared by:


PATRICIA S. CUNANAN
 Accountant III

Approved by:


NOEL C. BIRING, CE
 Executive Director

Verified by:


MARY C. OTIONG
 COA - Audit Team Leader