


CONSOLIDATED QUARTERLY REPORT OF INCOME  
For the Quarter Ending September 30, 2019  
(In Pesos)


Department : Department of Labor and Employment  
Agency : Occupational Safety and Health Center

CLASSIFICATION / SOURCES OF INCOME (1)	ACTUAL INCOME FOR THE QUARTER				CUMULATIVE INCOME TO DATE (6)	CUMULATIVE INCOME COLLECTED/DEPOSITED (7)	REMARKS (8)
	1st Month (2)	2nd Month (3)	3rd Month (4)	Total (5)=(2)+(3)+(4)			
Non-tax							
Subsidy Income from Other GOCCs	13,217,250.00	26,887,650.00	-	40,104,900.00	119,408,400.00	81,567,987.85	LBP - depository bank
General Income							
Technical Services and Laboratory Fees	164,465.00	189,233.00	303,466.00	657,164.00	1,830,327.00	2,077,808.67	<b>deposits include A/R collections</b>
Seminar Fees	2,857,160.00	2,818,420.00	1,882,580.00	7,558,160.00	16,504,982.00	15,538,492.00	
OSH Accreditation Fee	82,250.00	47,840.00	49,290.00	179,380.00	505,035.00	390,835.00	
OSH Standards Book	-	100.00	500.00	600.00	381,800.00	379,200.00	
Rental Income	59,976.77	75,320.67	28,349.88	163,647.32	464,565.15	346,541.37	
Income from Dormitory	115,050.00	137,482.50	118,650.00	371,182.50	851,147.00	738,632.00	
Other Income	141,379.31	57,817.38	233,071.04	432,267.73	1,037,748.06	244,938.83	
<b>Total</b>	<b>16,637,531.08</b>	<b>30,213,863.55</b>	<b>2,615,906.92</b>	<b>49,467,301.55</b>	<b>140,984,004.21</b>	<b>101,284,435.72</b>	


Prepared by:

  
**PATRICIA S. CUNANAN**  
Accountant III

Certified Correct by:

  
**REY A. ESTILLORE**  
Chief, Finance and Admin.

Approved by:

  
**NOEL C. BINAG, CE**  
Executive Director