

CONSOLIDATED QUARTERLY REPORT OF INCOME

For the Quarter Ending June 30, 2019


(In Pesos)

Department : Department of Labor and Employment


Agency : Occupational Safety and Health Center

CLASSIFICATION / SOURCES OF INCOME (1)	ACTUAL INCOME FOR THE QUARTER				CUMULATIVE INCOME TO DATE (6)	CUMULATIVE INCOME COLLECTED/DEPOSITED (7)	REMARKS (8)
	1st Month (2)	2nd Month (3)	3rd Month (4)	Total (5)=(2)+(3)+(4)			
Non-tax							
Subsidy Income from Other GOCCs	13,217,250.00	13,217,250.00	13,217,250.00	39,651,750.00	79,303,500.00	23,791,050.00	SSS/GSIS Loading Fund LBP - depository bank
General Income							
Technical Services and Laboratory Fees	241,192.00	248,699.00	200,788.00	690,679.00	1,173,163.00	1,291,631.90	deposits include A/R collections
Seminar Fees	963,590.00	1,735,590.00	1,659,300.00	4,358,480.00	8,946,822.00	4,705,342.00	
OSH Accreditation Fee	61,900.00	50,750.00	19,755.00	132,405.00	325,655.00	166,700.00	
OSH Standards Book	2,600.00	-	-	2,600.00	381,200.00	378,600.00	
Rental Income	57,009.55	37,223.94	83,891.47	178,124.96	300,917.83	80,150.00	
Income from Dormitory	52,065.00	126,015.00	99,562.00	277,642.00	479,964.50	221,897.50	
Other Income	113,130.16	77,305.21	51,049.83	241,485.20	605,480.33	11,867.79	
<b>Total</b>	<b>14,708,736.71</b>	<b>15,492,833.15</b>	<b>15,331,596.30</b>	<b>45,533,166.16</b>	<b>91,516,702.66</b>	<b>30,647,239.19</b>	


Prepared by:

  
PATRICIA S. CUNANAN  
Accountant III

Certified Correct by:

  
REY A. ESTILLORE  
Chief, Finance and Admin.

Approved by:

  
NOEL C. BINAG, CE  
Executive Director