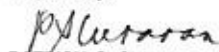


STATEMENT OF BUDGET AND EXPENSES
As of December 31, 2016
(In Pesos)


Department : Department of Labor and Employment
Agency : Occupational Safety and Health Center

OBJECT OF EXPENDITURE	2016 Approved COB	Expenses	Balance to Date
PERSONAL SERVICES			
Salaries and Wages	35,902,531	29,460,960	6,441,571
Other Compensation			
PERA	2,832,000	2,247,091	584,909
Representation Allowance	510,000	509,816	184
Transportation Allowance	510,000	494,206	15,794
Clothing Allowance	590,000	455,000	135,000
Subsistence, Laundry and Quarter Allowance	2,336,200	1,707,438	628,763
Productivity Incentive Bonus	-	-	-
Productivity Based Bonus (PBB)	4,151,830	-	4,151,830
Other Bonuses and Allowances (Rice Allowance/Honoraria)	426,000	468,000	(42,000)
Other Personnel Benefits (moose savings)	-	6,326,432	(6,326,432)
Hazard Pay	7,654,338	6,235,529	1,418,809
Longevity Pay (salaries and wages savings)	-	1,795,674	(1,795,674)
Cash Gift	590,000	463,000	127,000
Christmas Bonus	2,992,236	2,359,617	632,619
Midyear Bonus	-	-	-
GSIS Life and Retirement Insurance Premium	4,307,780	3,414,869	892,911
Pag-ibig Contributions	141,800	93,800	48,000
Health Insurance Premium	417,300	325,125	92,175
EC Insurance Premium	141,800	112,500	29,300
Terminal Leave Benefits	3,001,185	2,746,768	254,417
TOTAL PERSONAL SERVICES	66,505,000	59,215,825	7,289,175
MAINTENANCE AND OTHER OPERATING EXPENSES			
Travelling Expenses	5,400,000	3,725,278	1,674,722
Training expenses	21,100,000	20,457,789	642,211
Supplies and Materials expenses	8,994,000	5,008,680	3,985,320
Utility expenses	7,500,000	4,712,184	2,787,816
Communication expenses	2,800,000	2,319,282	480,718
Membership Dues and Contributions to Organizations / Donations	120,000	62,028	57,972
Representation Expenses	7,500,000	2,136,152	5,363,848
Transportation and Delivery Expenses	80,000	30,718	49,282
Subscription Expenses	100,000	48,245	51,755
Professional services	14,120,000	12,269,058	1,850,942
Repairs and Maintenance	3,000,000	2,860,742	139,258
Discretionary & Miscellaneous expenses	117,000	117,000	-
Taxes, insurance premiums and other fees	650,000	416,552	233,448
Other Miscellaneous and Operating expenses	400,000	186,016	213,984
TOTAL MAINTENANCE AND OTHER OPERATING EXPENSES	71,881,000	54,349,724	17,531,276
CAPITAL OUTLAY	54,846,000	16,639,362	38,206,638
GRAND TOTAL	193,232,000	130,204,910	63,027,090


Prepared by:


PATRICIA S. CUNANAN
Accountant III

Certified Correct by


REY A. ESTILLORE
Chief, Finance and Admin.

Approved by:


NOEL C. BINAG, CE
Executive Director