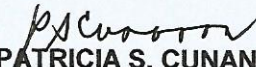


OCCUPATIONAL SAFETY AND HEALTH CENTER
STATEMENTS OF FINANCIAL PERFORMANCE
For the Years Ended December 31, 2019 and 2018
(in Philippine Peso))


	Note	2019	2018 (As restated)
REVENUE			
Business income	16	27,538,728.04	30,080,383.18
		27,538,728.04	30,080,383.18
CURRENT OPERATING EXPENSES			
Personnel Services	17	86,590,449.16	76,716,971.96
Maintenance and Other Operating Expenses	18	79,794,272.37	72,518,046.39
Financial expenses	19	83,517.53	150.00
Non-Cash Expenses	20	17,583,526.18	19,996,097.42
		184,051,765.24	169,231,265.77
SURPLUS (DEFICIT) FROM CURRENT OPERATION		(156,513,037.20)	(139,150,882.59)
Loading fund from other government entities	23	226,959,000.00	169,773,000.00
NET SURPLUS (DEFICIT) FOR THE PERIOD		70,445,962.80	30,622,117.41

The Notes on pages 15 to 27 form part of these financial statements


Prepared by:


PATRICIA S. CUNANAN
Accountant III

Certified Correct by:


REY A. ESTILLORE
Chief, Finance and Admin.

Approved by:


NOEL C. BINAG, CE
Executive Director