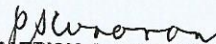


QUARTERLY FINANCIAL REPORT OF OPERATIONS  
For the Quarter Ending December 31, 2019  
(In Pesos)


Department : Department of Labor and Employment  
Agency : Occupational Safety and Health Center

|  | October                | November               | December              | Total                 | To Date               |
|--|------------------------|------------------------|-----------------------|-----------------------|-----------------------|
| <b>INCOME</b>                                      |                        |                        |                       |                       |                       |
| Subsidy Income from Other GOCCs                    |                        |                        |                       |                       |                       |
| General Income                                     | -                      | -                      | 107,550,600.00        | 107,550,600.00        | 226,959,000.00        |
| Technical Services and Laboratory Fees             | 182,438.00             | 232,153.00             | 396,046.00            | 810,637.00            | 2,640,964.00          |
| Seminar Fees                                       | 1,232,450.00           | 874,400.00             | 352,200.00            | 2,459,050.00          | 18,964,032.00         |
| OSH Accreditation Fee                              | 22,160.00              | 21,245.00              | 13,566.00             | 56,971.00             | 562,006.00            |
| OSH Standards Book                                 | 139,600.00             | 112,800.00             | 11,800.00             | 264,200.00            | 646,000.00            |
| Rental Income                                      | 22,716.79              | 65,526.89              | 100,115.71            | 188,359.39            | 652,924.54            |
| Income from Dormitory                              | 80,257.50              | 58,950.00              | 29,075.00             | 168,282.50            | 1,019,429.50          |
| Other Income                                       | 175,456.33             | 47,534.96              | 1,792,632.65          | 2,015,623.94          | 3,053,372.00          |
| <b>GROSS INCOME</b>                                | <b>1,855,078.62</b>    | <b>1,412,609.85</b>    | <b>110,246,035.36</b> | <b>113,513,723.83</b> | <b>254,497,728.04</b> |
| <b>EXPENSES</b>                                    |                        |                        |                       |                       |                       |
| <b>PERSONAL SERVICES</b>                           |                        |                        |                       |                       |                       |
| Salaries and Wages                                 | 3,669,645.86           | 3,664,502.86           | 3,705,646.69          | 11,039,795.41         | 43,911,527.53         |
| Other Compensation                                 |                        |                        |                       |                       |                       |
| PERA   | 214,000.00             | 214,000.00             | 214,000.00            | 642,000.00            | 2,569,000.01          |
| Representation Allowance                           | 56,000.00              | 42,500.00              | 50,500.00             | 149,000.00            | 522,000.00            |
| Transportation Allowance                           | 47,000.00              | 33,500.00              | 59,500.00             | 140,000.00            | 435,680.62            |
| Clothing Allowance                                 | -                      | -                      | -                     | -                     | 642,000.00            |
| Subsistence, Laundry and Quarter Allowance         | 143,150.00             | 148,450.00             | 157,800.00            | 449,400.00            | 1,858,500.00          |
| Other Bonuses and Allowances                       | 22,500.00              | 22,500.00              | 22,500.00             | 67,500.00             | 270,000.00            |
| Honoraria  | -                      | -                      | -                     | -                     | 85,000.00             |
| Hazard Pay   | 746,179.08             | 736,868.16             | 761,473.01            | 2,244,520.25          | 9,061,419.04          |
| Longevity Pay                                      | -                      | -                      | 1,407,919.30          | 1,407,919.30          | 1,407,919.30          |
| Cash Gift  | -                      | 535,000.00             | -                     | 535,000.00            | 535,000.00            |
| Midyear and Year-End Bonus                         | -                      | 3,657,696.00           | -                     | 3,657,696.00          | 3,657,696.00          |
| GSIS Life and Retirement Insurance Premium         | 887,330.61             | -                      | 879,896.27            | 1,767,226.88          | 5,256,266.94          |
| Pag-ibig Contributions                             | 10,700.00              | 10,700.00              | 10,700.00             | 32,100.00             | 129,000.00            |
| Health Insurance Premium                           | 41,849.68              | -                      | 86,849.08             | 128,698.76            | 504,003.47            |
| EC Insurance Premium                               | 21,600.00              | -                      | 21,500.00             | 43,100.00             | 128,800.00            |
| Terminal Leave Benefits                            | -                      | -                      | 5,137,358.27          | 5,137,358.27          | 5,137,358.27          |
| Other Personnel Benefits                           | -                      | -                      | 5,114,499.98          | 5,114,499.98          | 10,479,277.98         |
| <b>Total</b>                                       | <b>5,859,955.23</b>    | <b>9,065,717.02</b>    | <b>17,630,142.60</b>  | <b>32,555,814.85</b>  | <b>86,590,449.16</b>  |
| <b>MAINTENANCE AND OTHER OPERATING EXPENSES</b>    |                        |                        |                       |                       |                       |
| Travelling Expenses                                | 1,259,928.27           | 822,104.78             | 842,043.37            | 2,924,076.42          | 7,082,935.95          |
| Training Expenses                                  | 3,390,811.59           | 3,466,723.52           | 4,713,962.12          | 11,571,497.23         | 26,835,766.53         |
| Supplies and Materials Expenses                    | 433,365.92             | 417,785.56             | 4,340,197.02          | 5,191,348.50          | 9,007,114.01          |
| Semi-Expendable Machinery and Equipment Expenses   | 140,405.68             | -                      | 18,692.50             | 159,098.18            | 335,785.98            |
| Utility Expenses                                   | 420,962.69             | 535,472.50             | 465,573.77            | 1,422,008.96          | 5,051,006.40          |
| Communication Expenses                             | 140,853.79             | 51,924.38              | 509,357.13            | 702,135.30            | 1,457,837.00          |
| Membership Dues and Contributions to Organizations | -                      | -                      | -                     | -                     | 5,600.00              |
| Advertising Expense                                | -                      | -                      | 248,223.36            | 248,223.36            | 941,403.76            |
| Rent Expense                                       | 46,676.32              | 153,150.20             | 30,926.32             | 230,752.84            | 1,049,139.36          |
| Representation Expenses                            | (4,106.04)             | 187,938.60             | 330,900.73            | 514,733.29            | 1,334,365.91          |
| Transportation and Delivery Expenses               | 7,866.00               | -                      | -                     | 7,866.00              | 39,042.00             |
| Subscription Expenses                              | 12,194.00              | -                      | 21,071.00             | 33,265.00             | 68,871.00             |
| Professional Services                              | 120,555.55             | 2,193,230.17           | 248,655.55            | 2,562,441.27          | 3,321,011.49          |
| General Services                                   | 1,754,516.52           | 527,457.39             | 5,281,048.07          | 7,563,021.98          | 19,543,158.67         |
| Repairs and Maintenance                            | 78,632.94              | 606,784.38             | 625,540.33            | 1,310,957.65          | 2,583,273.13          |
| Discretionary & Miscellaneous Expenses             | 61,116.14              | 11,750.99              | 7,218.22              | 80,085.35             | 115,681.80            |
| Taxes, insurance premiums and other fees           | 13,564.00              | 3,738.52               | 617.89                | 17,920.41             | 827,971.72            |
| Donation   | -                      | -                      | -                     | -                     | 6,000.00              |
| Bad Debts Expense                                  | -                      | -                      | 341,419.91            | 341,419.91            | 341,419.91            |
| Depreciation Expense                               | -                      | -                      | 4,563,448.62          | 4,563,448.62          | 17,242,106.27         |
| Other Miscellaneous and Operating Expenses         | 6,267.00               | 29,354.00              | 22,961.75             | 58,582.75             | 188,307.66            |
| Bank Charges                                       | -                      | -                      | 5,115.00              | 5,115.00              | 83,517.53             |
| <b>Total</b>                                       | <b>7,883,610.37</b>    | <b>9,007,414.99</b>    | <b>22,616,972.66</b>  | <b>39,507,998.02</b>  | <b>97,461,316.08</b>  |
| <b>TOTAL EXPENSE</b>                               | <b>13,743,565.60</b>   | <b>18,073,132.01</b>   | <b>40,247,115.26</b>  | <b>72,063,812.87</b>  | <b>184,051,765.24</b> |
| <b>NET INCOME FOR THE QUARTER</b>                  | <b>(11,888,486.98)</b> | <b>(16,660,522.16)</b> | <b>69,998,920.10</b>  | <b>41,449,910.96</b>  | <b>70,445,962.80</b>  |


Prepared by:

  
PATRICIA S. CUNANAN  
Accountant III

Certified Correct by:

  
REY A. ESTILLORE  
Chief, Finance and Admin.

Approved by:

  
JOEL C. BINAG, CE  
Executive Director