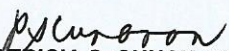


OCCUPATIONAL SAFETY AND HEALTH CENTER
STATEMENTS OF FINANCIAL POSITION
As at December 31, 2019 and 2018
(in Philippine Peso))

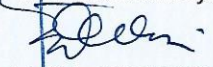
	Note	2019	2018 (As restated)
ASSETS			
Current Assets			
Cash and cash equivalent	4	193,333,202.63	139,983,112.66
Other investments	5	168,516,850.64	166,826,343.69
Receivables - net	6	75,001,147.65	44,041,028.95
Inventories	7	3,422,963.12	3,666,374.34
Other current assets	8	322,804.86	324,732.76
		440,596,968.90	354,841,592.40
Non-Current Assets			
Property, Plant and Equipment - net	9	86,483,022.05	96,828,824.39
Other non-current Assets	8	402,478.28	389,894.28
		86,885,500.33	97,218,718.67
TOTAL ASSETS		527,482,469.23	452,060,311.07
LIABILITIES			
Current Liabilities			
Financial liabilities	10	15,842,410.51	15,151,749.11
Inter-agency payable	11	829,233.97	1,193,349.21
Trust liabilities	12	1,809,856.13	556,920.55
Deferred credits/Unearned income	13	2,103,048.75	1,864,453.79
Other payables	14	320,140.57	945,143.42
		20,904,689.93	19,711,616.08
Non-current Liabilities			
Provisions	15	27,468,801.73	23,685,680.22
		27,468,801.73	23,685,680.22
TOTAL LIABILITIES		48,373,491.66	43,397,296.30
TOTAL ASSETS LESS TOTAL LIABILITIES		479,108,977.57	408,663,014.77
NET ASSETS/EQUITY			
Equity			
Government equity		249,042,285.00	249,042,285.00
Accumulated Surplus (Deficit)		230,066,692.57	159,620,729.77
TOTAL NET ASSETS/EQUITY		479,108,977.57	408,663,014.77

The Notes on pages 15 to 27 form part of these financial statements.


Prepared by:


PATRICIA S. CUNANAN
Accountant III

Certified Correct by:


REY A. ESTILLORE
Chief, Finance and Admin.

Approved by:


NOEL C. BINAG, CE
Executive Director