

QUARTERLY FINANCIAL REPORT OF OPERATIONS

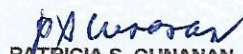
For the Quarter Ending March 31, 2020

(In Pesos)

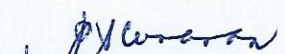
Department : Department of Labor and Employment
Agency : Occupational Safety and Health Center

	January	February	March	Total
INCOME				
Subsidy Income from Other GOCCs	13,217,250.00	18,913,250.00	18,913,250.00	51,043,750.00
General Income				
Technical Services and Laboratory Fees	80,900.00	125,601.00	149,483.00	355,984.00
Seminar Fees	964,040.00	1,409,500.00	519,097.14	2,892,637.14
OSH Accreditation Fee	33,500.00	20,390.00	24,350.00	78,240.00
OSH Standards Book	200.00	-	-	200.00
Rental Income	6,467.34	20,814.61	14,591.97	41,873.92
Income from Dormitory	49,275.00	29,325.00	33,217.50	111,817.50
Other Income	269,591.02	17,691.34	101,220.67	388,503.03
GROSS INCOME	14,621,223.36	20,536,571.95	19,755,210.28	54,913,005.59
EXPENSES				
PERSONAL SERVICES				
Salaries and Wages	3,672,754.16	3,726,460.81	3,692,960.00	11,092,174.97
Other Compensation				
PERA	214,000.00	216,000.00	214,000.00	644,000.00
Representation Allowance	29,000.00	56,000.00	54,500.00	139,500.00
Transportation Allowance	19,772.73	47,000.00	44,818.19	111,590.92
Clothing Allowance	-	642,000.00	-	642,000.00
Subsistence, Laundry and Quarter Allowance	139,650.00	148,800.00	158,300.00	446,750.00
Other Bonuses and Allowances	22,500.00	22,500.00	21,000.00	66,000.00
Honoraria	-	287,000.00	-	287,000.00
Hazard Pay	678,572.33	676,145.48	678,748.81	2,033,466.62
Longevity Pay	-	-	-	-
Cash Gift	-	-	-	-
Christmas Bonus	-	-	-	-
GSIS Life and Retirement Insurance Premium	-	443,820.51	446,872.75	890,693.26
Pag-ibig Contributions	-	10,700.00	10,800.00	21,500.00
Health Insurance Premium	-	50,511.84	51,212.22	101,724.06
EC Insurance Premium	-	10,700.00	10,900.00	21,600.00
Terminal Leave Benefits	-	-	-	-
Other Personnel Benefits	150,000.00	35,000.00	25,000.00	210,000.00
Total	4,926,249.22	6,372,638.64	5,409,111.97	16,707,999.83
MAINTENANCE AND OTHER OPERATING EXPENSES				
Travelling Expenses	29,350.00	12,969.00	120,196.48	162,515.48
Training Expenses	1,276,200.00	934,483.50	570,940.00	2,781,623.50
Supplies and Materials Expenses	526,800.00	181,696.20	164,236.27	872,732.47
Semi-Expendable Machinery and Equipment Expenses	12,394.75	28,797.67	32,280.00	73,472.42
Utility Expenses	252,644.90	69,230.66	395,067.61	716,943.17
Communication Expenses	84,500.98	39,314.47	48,333.19	172,148.64
Membership Dues and Contributions to Organizations	-	33,858.00	-	33,858.00
Advertising Expense	8,999,999.12	-	-	8,999,999.12
Rent Expense	121,362.04	25,851.00	73,057.18	220,270.22
Representation Expenses	11,581.50	107,773.00	220,600.00	339,954.50
Transportation and Delivery Expenses	-	2,385.00	-	2,385.00
Subscription Expenses	-	4,302.00	500.00	4,802.00
Professional Services	26,666.67	3,888.89	-	30,555.56
General Services	-	550,424.23	2,400.00	552,824.23
Repairs and Maintenance	18,244.75	823,958.30	132,796.10	974,999.15
Discretionary & Miscellaneous Expenses	-	22,790.80	-	22,790.80
Taxes, insurance premiums and other fees	637,190.36	783.62	1,229,673.13	1,867,647.11
Donation	3,000.00	-	-	3,000.00
Bad Debts Expense	-	-	-	-
Depreciation Expense	-	-	-	-
Other Miscellaneous and Operating Expenses	-	500.00	1,020.00	1,520.00
Bank Charges	110.00	1,426.50	-	1,536.50
Total	12,000,045.07	2,844,432.84	2,991,099.96	17,835,577.87
TOTAL EXPENSE	16,926,294.29	9,217,071.48	8,400,211.93	34,543,577.70
NET INCOME FOR THE QUARTER	(2,305,070.93)	11,319,500.47	11,354,998.35	20,369,427.89

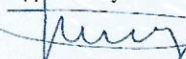
Prepared by:


PATRICIA S. CUNANAN
Accountant III

Certified Correct by:


REY A. ESTILLORE
Chief, Finance and Admin.

Approved by:


NOEL C. BINAG, CE