


CONSOLIDATED QUARTERLY REPORT OF INCOME
For the Quarter Ending March 31, 2020
(In Pesos)

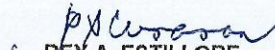
Department : Department of Labor and Employment
Agency : Occupational Safety and Health Center

CLASSIFICATION / SOURCES OF INCOME (1)	ACTUAL INCOME FOR THE QUARTER				CUMULATIVE INCOME TO DATE (6)	CUMULATIVE INCOME COLLECTED/DEPOSITED (7)	REMARKS (8)
	1st Month (2)	2nd Month (3)	3rd Month (4)	Total (5)=(2)+(3)+(4)			
Non-tax							
Subsidy Income from Other GOCCs	13,217,250.00	18,913,250.00	18,913,250.00	51,043,750.00	51,043,750.00	39,607,335.00	SSS/GSIS Loading Fund LBP - depository bank
General Income							
Technical Services and Laboratory Fees	80,900.00	149,483.00	149,483.00	379,866.00	379,866.00	-	
Seminar Fees	964,040.00	519,097.14	519,097.14	2,002,234.28	2,002,234.28	2,830,137.14	deposits include A/R collections
OSH Accreditation Fee	33,500.00	24,350.00	24,350.00	82,200.00	82,200.00	79,740.00	
OSH Standards Book	200.00	-	-	200.00	200.00	200.00	
Rental Income	6,467.34	14,591.97	14,591.97	35,651.28	35,651.28	41,801.92	
Income from Dormitory	49,275.00	33,217.50	33,217.50	115,710.00	115,710.00	64,980.00	
Other Income	269,591.02	101,220.67	101,220.67	472,032.36	472,032.36	388,503.03	
Total	14,621,223.36	19,755,210.28	19,755,210.28	54,131,643.92	54,131,643.92	43,012,697.09	


Prepared by:


PATRICIA S. CUNANAN
Accountant III

Certified Correct by:


REY A. ESTILLORE
Chief, Finance and Admin.

Approved by:


NOEL C. BINAG, CE
Executive Director

