


STATEMENT OF BUDGET AND EXPENSES  
As of March 31, 2017  
(In Pesos)


Department : Department of Labor and Employment  
Agency : Occupational Safety and Health Center

OBJECT OF EXPENDITURE	2016 Approved COB	Expenses	Balance to Date
<b>PERSONAL SERVICES</b>			
Salaries and Wages	35,902,531	7,695,434	28,207,097
Other Compensation			
PERA	2,832,000	594,545	2,237,455
Representation Allowance	510,000	165,500	344,500
Transportation Allowance	510,000	95,395	414,605
Clothing Allowance	590,000	-	590,000
Subsistence, Laundry and Quarter Allowance	2,336,200	432,768	1,903,432
Productivity Incentive Bonus		-	-
Other Bonuses and Allowances	426,000	230,000	196,000
Hazard Pay	7,654,338	1,634,509	6,019,829
Longevity Pay		-	-
Cash Gift	590,000	-	590,000
Christmas Bonus	2,992,236	-	2,992,236
GSIS Life and Retirement Insurance Premium	4,307,780	923,687	3,384,093
Pag-ibig Contributions	141,800	29,800	112,000
Health Insurance Premium	417,300	91,316	325,984
EC Insurance Premium	141,800	29,800	112,000
Terminal Leave Benefits	3,001,185	-	3,001,185
Other Personnel Benefits (PBB)	4,151,830	-	4,151,830
<b>TOTAL PERSONAL SERVICES</b>	<b>66,505,000</b>	<b>11,922,755</b>	<b>54,582,245</b>
<b>MAINTENANCE AND OTHER OPERATING EXPENSES</b>			
Travelling Expenses	5,400,000	701,522	4,698,478
Training expenses	21,100,000	2,511,578	18,588,422
Supplies and Materials expenses	8,994,000	1,511,480	7,482,520
Utility expenses	7,500,000	471,752	7,028,248
Communication expenses	2,800,000	349,915	2,450,085
Membership Dues and Contributions to Organizations	120,000	4,600	115,400
Representation Expenses	7,500,000	65,612	7,434,388
Transportation and Delivery Expenses	80,000	7,421	72,579
Subscription Expenses	100,000	6,814	93,186
Professional services	14,120,000	1,909,373	12,210,627
Repairs and Maintenance	3,000,000	514,140	2,485,860
Discretionary & Miscellaneous expenses	117,000	37,593	79,407
Taxes, insurance premiums and other fees	650,000	474,304	175,696
Other Miscellaneous and Operating expenses	400,000	30,073	369,927
<b>TOTAL MAINTENANCE AND OTHER OPERATING EXPENSES</b>	<b>71,881,000</b>	<b>8,596,177</b>	<b>63,284,823</b>
<b>CAPITAL OUTLAY</b>	<b>54,846,000</b>	<b>1,076,255</b>	<b>55,922,255</b>
<b>GRAND TOTAL</b>	<b>193,232,000</b>	<b>21,595,187</b>	<b>173,789,323</b>


Prepared by:

  
PATRICIA S. CUNANAN  
Accountant III

Certified Correct by:

  
REY A. ESTILLORE  
Chief, Finance and Admin.

Noted by:

  
NOEL C. BINAG, CE  
Executive Director