

**OCCUPATIONAL SAFETY AND HEALTH CENTER
CONDENSED STATEMENT OF FINANCIAL POSITION
AS AT JUNE 30, 2018**

(in Philippine Peso)

ASSETS

Current Assets

Cash and Cash Equivalent	80,392,969.07
Other Investments	165,140,335.63
Receivables	90,814,818.27
Inventories	4,037,925.19
Other Current Assets	886,046.43
Total Current Assets	341,272,094.59

Non-Current Assets

Other Assets	364,694.28
Property, Plant and Equipment	99,975,713.55
Other Non-Current Assets	278,774.03
Total Non-Current Assets	100,619,181.86

Total Assets

441,891,276.45

LIABILITIES

Current Liabilities

Financial Liabilities	14,759,461.07
Inter-Agency Payable	2,294,885.68
Trust Liabilities	566,546.22
Deferred Credits/Unearned Income	2,074,445.36
Provisions	25,295,422.77
Other Payables	2,132,841.17
Total Current Liabilities	47,123,602.27

Total Liabilities

47,123,602.27

Net Assets (Total Assets Less Total Liabilities)


394,767,674.18

NET ASSETS/EQUITY


Government Equity

Government Equity	370,486,203.47
Accumulated Surplus/(Deficit)	24,281,470.71
Total Net Assets / Equity	394,767,674.18


Prepared by:


PATRICIA S. CUNANAN
Accountant III

Certified Correct by:


REY A. ESTILLORE
Chief, Finance and Admin. Division

Approved by:


NOEL C. BINAG CE
Executive Director