


Monthly Report of Disbursements
CY 2018
(In Pesos)


Department : Department of Labor and Employment
Agency : Occupational Safety and Health Center

Month	PS	MOOE	CAPITAL OUTLAY	Total
January	4,727,974	1,176,576	-	5,904,550
February	5,000,454	3,213,357	1,260,200	9,474,011
March	5,430,698	10,385,375	74,545	15,890,617
April	4,876,894	9,612,458	170,000	14,659,352
May	8,031,832	4,900,673	(21,195)	12,911,311
June	4,461,833	4,556,298	12,990,406	22,008,538
July	-	-	-	-
August	-	-	-	-
September	-	-	-	-
October	-	-	-	-
November	-	-	-	-
December	-	-	-	-
	<u>32,529,685</u>	<u>33,844,737</u>	<u>14,473,956</u>	<u>80,848,379</u>


Prepared by:


PATRICIA S. CUNANAN
Accountant III

Certified Correct by:


REY A. ESTILLORE
Chief, Finance and Admin.

Approved by:


NOEL C. BINAG, CE
Executive Director