


**REPORT ON SALARIES AND ALLOWANCES RECEIVED BY PRINCIPAL OFFICERS AND MEMBERS OF GOVERNING BOARD OF GOVERNMENT-OWNED AND/OR CONTROLLED CORPORATIONS AND THEIR SUBSIDIARIES AND SECRETARIES, UNDERSECRETARIES AND ASSISTANT SECRETARIES OF NATIONAL GOVERNMENT AGENCIES FOR THE PERIOD JANUARY - DECEMBER 2013**

|  | MA. TERESITA S. CUCUECO, M.D. | JOSE MARIA S. BATINO      | NELIA G. GRANDILLOS | MARNIE O. PEBRADA    | YOLANDA G. REYES    | MARIA BEATRIZ G. VILLANUEVA | CONCEPCION T. STO. TOMAS |  |  |  | TOTAL               |
|--|-------------------------------|---------------------------|---------------------|----------------------|---------------------|-----------------------------|--------------------------|--|--|--|---------------------|
| TIN No.  | 109-789-554                   | 135-075-829               | 109-789-676         | 110-226-288          | 109-789-977         | 109-790-202                 | 109-790-093              |  |  |  |                     |
| Name of Agency   | OSHC                          | OSHC                      | OSHC                | OSHC                 | OSHC                | OSHC                        | OSHC                     |  |  |  |                     |
| Position/Designation   | Executive Director            | Deputy Executive Director | Division Chief      | OIC - Division Chief | Division Chief      | Division Chief              | OIC - Division Chief     |  |  |  |                     |
| Months Served  | 12                            | 12                        | 12                  | 12                   | 12                  | 12                          | 12                       |  |  |  |                     |
| Basic Salary   | 830,172.00                    | 750,669.00                | 623,700.00          | 393,036.00           | 644,508.00          | 603,564.00                  | 528,900.00               |  |  |  | 4,374,549.00        |
| Advances and Other Benefits:   |                               |                           |                     |                      |                     |                             |                          |  |  |  |                     |
| PERA/ADCOM   | 24,000.00                     | 24,000.00                 | 24,000.00           | 24,000.00            | 24,000.00           | 24,000.00                   | 24,000.00                |  |  |  | 168,000.00          |
| Per Diem   |                               |                           |                     |                      |                     |                             |                          |  |  |  | -                   |
| Honorarium   |                               |                           |                     |                      |                     |                             |                          |  |  |  | -                   |
| Representation Allowance   | 108,000.00                    | 102,000.00                | 60,000.00           | 60,000.00            | 60,000.00           | 60,000.00                   | 60,000.00                |  |  |  | 510,000.00          |
| Transportation Allowance   | 108,000.00                    | 102,000.00                | 60,000.00           | 60,000.00            | 60,000.00           | 60,000.00                   | 60,000.00                |  |  |  | 510,000.00          |
| Gasoline Allowance   |                               |                           |                     |                      |                     |                             |                          |  |  |  | -                   |
| Food Subsidy   | 13,200.00                     | 13,200.00                 | 13,200.00           | 13,200.00            | 13,200.00           | 13,200.00                   | 13,200.00                |  |  |  | 92,400.00           |
| Longevity Pay  |                               |                           |                     |                      |                     |                             |                          |  |  |  | -                   |
| Amelioration Allowance   |                               |                           |                     |                      |                     |                             |                          |  |  |  | -                   |
| Clothing/Uniform   | 5,000.00                      | 5,000.00                  | 5,000.00            | 5,000.00             | 5,000.00            | 5,000.00                    | 5,000.00                 |  |  |  | 35,000.00           |
| Medical Benefits   |                               |                           |                     |                      |                     |                             |                          |  |  |  | -                   |
| Bonus and Incentives   | 37,090.50                     | 34,180.00                 | 28,487.50           | 18,876.50            | 29,354.50           | 27,648.50                   | 24,780.00                |  |  |  | 200,417.50          |
| Dependent's Allowance  |                               |                           |                     |                      |                     |                             |                          |  |  |  | -                   |
| Others   |                               |                           |                     |                      |                     |                             |                          |  |  |  | -                   |
| (1) PIB - 2012   | 2,000.00                      | 2,000.00                  | 2,000.00            | 2,000.00             | 2,000.00            | 2,000.00                    | 2,000.00                 |  |  |  | 14,000.00           |
| (2) Productivity Enhancement   |                               |                           |                     |                      |                     |                             |                          |  |  |  | -                   |
| (3) Rice Allowance   | 18,000.00                     |                           | 18,000.00           |                      | 18,000.00           |                             | 18,000.00                |  |  |  | 72,000.00           |
| (4) Laundry Allowance  | 1,800.00                      | 1,800.00                  | 1,800.00            | 1,800.00             | 1,800.00            | 1,800.00                    | 1,800.00                 |  |  |  | 12,600.00           |
| (5) Hazard Pay   | 50,692.80                     | 48,257.15                 | 59,877.00           | 76,642.02            | 46,051.20           | 59,877.00                   | 59,877.00                |  |  |  | 401,270.00          |
| (6) Performance Based Bonus 2012   | 103,771.50                    | 80,563.50                 | 129,937.50          | 49,429.50            | 80,563.50           | 125,742.50                  | 66,112.50                |  |  |  | 636,120.00          |
| (7) C N A Incentive  | 25,000.00                     | 25,000.00                 | 25,000.00           | 25,000.00            | 25,000.00           | 25,000.00                   | 25,000.00                |  |  |  | 175,000.00          |
| Sub-total before Discretionary Allowance and/or Extraordinary & Miscellaneous Expenses and Confidential/Intelligence Funds | 1,326,726.80                  | 1,188,669.65              | 1,051,002.00        | 728,984.02           | 1,009,477.20        | 1,007,832.00                | 888,669.50               |  |  |  | 7,201,361.17        |
| Miscellaneous expenses and Confidential/Intelligence Funds   |                               |                           |                     |                      |                     |                             |                          |  |  |  | -                   |
| Discretionary allowance  | 110,000.00                    | -                         | -                   | -                    | -                   | -                           | -                        |  |  |  | 110,000.00          |
| Confidential/Intelligence Funds  |                               |                           |                     |                      |                     |                             |                          |  |  |  | -                   |
| <b>Total</b>   | <b>1,436,726.80</b>           | <b>1,188,669.65</b>       | <b>1,051,002.00</b> | <b>728,984.02</b>    | <b>1,009,477.20</b> | <b>1,007,832.00</b>         | <b>888,669.50</b>        |  |  |  | <b>7,311,361.17</b> |

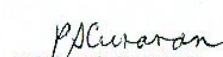


|  | ROSALINDA D. BALDOZ   | CIRIACO A. LAGUNZAD III | ROBERT G. VERGARA                                  | EMILIO S. DE QUIROS                          | ENRIQUE T. ONA                                  | FRANCISCO T. DUQUE JR.                           | STELLA Z. BANAWIS        | CARLITO P. ROBLE                       | MIGUEL B. VARELA                         |  |              |
|--|-----------------------|-------------------------|--|--|---|--|--------------------------|--|--|--|--------------|
| TIN  | 129-414-888           | 117-006-300             |  |  | 103-475-603                                     |  |                          |  | 108-673-290                              |  |              |
| Name of Agency   | DOLE                  | DOLE                    | GSIS   | SSS  | DOH   | CSC  | Presd'l. Appointee - ECC | Presd'l. Appointee - AFW               | Presd'l. Appointee - ECOP                |  |              |
| Position/Designation   | Chairman of the Board | Chairman-Alternate      | GB Member (represented by DIONISIO C. EBDANE, JR.) | GB Member (represented by AGNES E. SAN JOSE) | GB Member (represented by ALEXANDER A. PADILLA) | GB Member (represented by DAVID C. CABANAG, JR.) | GB Member                | GB Member representing Workers' Sector | GB Member representing Employers' Sector |  |              |
| Months Served  | 12                    | 12                      | 12   | 12   | 12  | 7  | 12                       | 12                                     | 12                                       |  |              |
| E Allowances and Other Benefits:   |                       |                         |  |  |   |  |                          |  |  |  |              |
| X PERA/ADCOM   | -                     | -                       | -  | -  | -   | -  | -                        | -                                      | -  |  |              |
| O Per Diem   | -                     | -                       | -  | -  | -   | -  | 30,000.00                | 10,000.00                              | 5,000.00                                 |  | 45,000.00    |
| O Honorarium   | -                     | -                       | -  | -  | -   | -  | -                        | -                                      | -  |  |              |
| F Representation Allowance   | -                     | -                       | -  | -  | -   | -  | -                        | -                                      | -  |  |              |
| F Transportation Allowance   | -                     | -                       | -  | -  | -   | -  | -                        | -                                      | -  |  |              |
| I Gasoline Allowance   | -                     | -                       | -  | -  | -   | -  | -                        | -                                      | -  |  |              |
| C Food Subsidy   | -                     | -                       | -  | -  | -   | -  | -                        | -                                      | -  |  |              |
| I Longevity Pay  | -                     | -                       | -  | -  | -   | -  | -                        | -                                      | -  |  |              |
| O Amelioration Allowance   | -                     | -                       | -  | -  | -   | -  | -                        | -                                      | -  |  |              |
| Clothing/Uniform   | -                     | -                       | -  | -  | -   | -  | -                        | -                                      | -  |  |              |
| Medical Benefits   | -                     | -                       | -  | -  | -   | -  | -                        | -                                      | -  |  |              |
| Bonus and Incentives   | -                     | -                       | -  | -  | -   | -  | -                        | -                                      | -  |  |              |
| Dependent's Allowance  | -                     | -                       | -  | -  | -   | -  | -                        | -                                      | -  |  |              |
| Others   | -                     | -                       | -  | -  | -   | -  | -                        | -                                      | -  |  |              |
| Sub-total before Discretionary Allowance and/or Extraordinary & Miscellaneous Expenses and Confidential/Intelligence Funds | -                     | -                       | -  | -  | -   | -  | 30,000.00                | 10,000.00                              | 5,000.00                                 |  | 45,000.00    |
| Discretionary Allowance and/or EME   | -                     | -                       | -  | -  | -   | -  | -                        | -                                      | -  |  |              |
| Confidential/ Intelligence Funds   | -                     | -                       | -  | -  | -   | -  | -                        | -                                      | -  |  |              |
| TOTAL  | -                     | -                       | -  | -  | -   | -  | 30,000.00                | 10,000.00                              | 5,000.00                                 |  | 45,000.00    |
|  | GRAND TOTAL           |                         |  |  |   |  |                          |  |  |  | 7,356,361.17 |

Prepared by:

  
MARIA S. JAYONA  
Budget Officer-1


Reviewed by:

  
PATRICIA S. CUNANAN  
Acting Accountant III

Noted by:

  
MA. TERESITA S. CUCUYECO, MD CESO III  
Executive Director

Verified by:

  
LAURA R. BABASA  
COA - AUDITOR IV