

OCCUPATIONAL SAFETY AND HEALTH CENTER

STATEMENT OF FINANCIAL PERFORMANCE

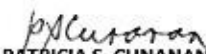
For the Year Ended December 31, 2016

(With comparative figures for 2015)

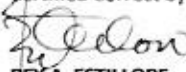
(In Philippine Peso)

	Note	2016	2015
INCOME			
Subsidy income from other GOCCs	11	132,886,000	119,312,000
General income	12	17,778,871	23,189,183
Other income	15	12,112,406	11,383,197
TOTAL		162,777,276	153,884,380
EXPENSES			
Personal Services	16		
Salaries and wages		28,943,692	29,072,309
Other compensation		19,560,057	17,330,340
Personnel benefits contribution		3,946,294	3,988,353
Other personnel benefits		9,073,200	9,498,528
		61,523,243	59,889,530
Maintenance and Other Operating Expenses	17		
Professional services		12,269,058	10,875,217
Depreciation expenses		12,623,201	9,891,502
Training expenses		21,163,209	15,764,086
Utility expenses		4,712,184	5,886,192
Supplies and materials expenses		5,008,680	5,711,728
Travelling expenses		3,755,996	5,362,824
Communication expenses		2,319,282	2,028,586
Confidential, intelligence, miscellaneous expenses		2,253,152	2,174,640
Repairs and maintenance		2,155,322	1,559,311
Taxes, insurance premiums and other fees		416,552	457,172
Bad debts expense		333,623	291,777
Membership dues and contributions to organizations		110,273	162,663
Other miscellaneous and operating expenses		185,158	314,756
		67,305,689	60,480,454
Financial expenses			
Bank charges and documentary stamps		858	268
		858	268
TOTAL EXPENSES		128,829,790	120,370,252
NET INCOME (LOSS)		33,947,486	33,514,128


Prepared by:


PATRICIA S. CUNANAN
 Accountant III

Certified Correct by:


REY A. ESTILLORE
 Chief - Finance and Admin. Div.

Approved by:


NOEL C. BINAG, CE
 Executive Director

(ms)