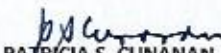


OCCUPATIONAL SAFETY AND HEALTH CENTER
STATEMENT OF FINANCIAL POSITION
March 31, 2016
(In Philippine Peso)

ASSETS	
Current Assets	
Cash and cash equivalents	293,913,326
Receivables - Net	18,542,391
Prepayments	2,358,985
Total Current Assets	314,814,703
Non-Currents Assets	
Property, plant and equipment - net	81,731,354
Other Assets	468,690
Total Non-Current Assets	82,200,044
TOTAL ASSETS	397,014,747

LIABILITIES AND EQUITY	
Current Liabilities	
Accounts Payable	11,104,400
Inter-agency Payables	2,746,757
Other Liability Accounts	1,864,721
Other Deferred Credits	34,512,477
Accrued Terminal Leave Pay	16,693,907
Total Liabilities	66,922,263
Equity	
Donated Capital	0
Retained Earnings (Deficit)	330,092,484
Total Equity	330,092,484
TOTAL LIABILITIES AND EQUITY	397,014,747

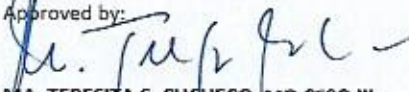

Certified Correct by:


PATRICIA S. CUNANAN
Accountant III

Noted by:


REY A. ESTILLORE
OIC - Finance and Admin.

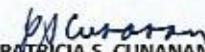
Approved by:


MA. TERESITA S. CUQUECO, IMD CESO III
Executive Director 

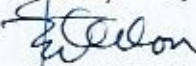
OCCUPATIONAL SAFETY AND HEALTH CENTER
STATEMENT OF FINANCIAL PERFORMANCE
For the Quarter Ended March 31, 2016
(In Philippine Peso)

INCOME	
Subsidy Income from Other GOCCs	29,828,000
General Income	
Seminar Fees	3,722,818
Medical and Laboratory Fee	620,397
Rental Income	173,210
Income from Dormitory	98,350
	4,614,775
Other Income	342,086
Gross Income	34,784,861
EXPENSES	
Personal Services	
Salaries and Wages	7,254,125
Other Compensation	2,989,853
Personnel Benefits Contribution	657,591
Other Personnel Benefits	5,000
	10,906,569
Maintenance and Other Operating Expenses	
Professional Services	659,322
Depreciation Expenses	-
Training Expenses	1,673,277
Utility Expenses	316,359
Supplies and Materials Expenses	693,608
Travelling Expenses	435,374
Communication Expenses	460,908
Confidential, Intelligence, Miscellaneous Expenses	264,024
Repairs and Maintenance	1,101,571
Taxes, Insurance Premiums and Other Fees	267,841
Bad Debts Expense	-
Membership Dues and Contributions to Organizations	16,058
Other Miscellaneous and Operating Expenses	39,594
	5,927,936
Financial Expenses	
Bank Charges	-
Total Expenses	16,834,505
NET INCOME (LOSS)	17,950,356

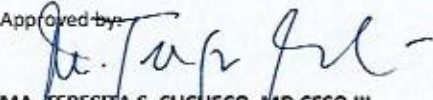
Certified Correct by:


PATRICIA S. CUNANAN
Accountant III

Noted by:


REY A. ESTILLORE
OIC - Finance and Admin.

Approved by:


MA. TERESITA S. CUCUECO, MD CESO III
Executive Director

JMG

OCCUPATIONAL SAFETY AND HEALTH CENTER

CASH FLOW STATEMENT

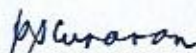
For the Quarter Ended March 31, 2016

(In Philippine Peso)


CASH FLOWS FROM OPERATING ACTIVITIES

Receipt of Loading Fund	29,828,000
Collection of Receivables	1,574,443
Collection of Income	4,393,673
Receipt from Customers	-
Receipt of External Funds (Trust Funds)	-
Receipt of Bidder's Bond	383
Refund of Travel Expenses/Salaries/Operating Expenses	21,511,711
Payment of Salaries and Wages	(10,247,942)
Payment of Operating Expenses	(6,155,966)
Payment of Payables	(9,421,883)
Remittance to GSIS/Pag-ibig/PHIC/Philam and Others	(2,179,882)
Remittance of Withholding Tax to BIR	1,139,124
Payment from External Funds	(1,200)
Payment of Prepaid Expenses	(366,175)
Refund of Bidder's Bond	-
Other Inflows / Outflows	-
Net Cash Provided by (Used in) Operating Activities	30,074,286
CASH FLOWS FROM INVESTING ACTIVITIES	
Receipt of Interest from Deposit	124,071
Purchase of Motor Vehicles, Office Equipment, Furniture and Fixtures & Other Equipm	(7,470,722)
Net Cash Provided by Investing activities	(7,346,651)
Net Increase (Decrease) in Cash and Cash Equivalents	22,727,635
CASH AND CASH EQUIVALENTS, BEGINNING OF THE YEAR	271,185,691
CASH AND CASH EQUIVALENTS, END OF THE YEAR	293,913,326


Certified Correct by:


PATRICIA S. CUNANAN
Accountant III

Noted by:


REY A. ESTILLORE
Deputy Executive Director / OIC - Finance and Admin.

Approved by:


MA. TERESITA S. CUCUECO, MD CESO III
Executive Director