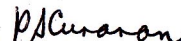


Monthly Report of Income
CY 2012
(In Pesos)


Department : Department of Labor and Employment
Agency : Occupational Safety and Health Center

	January	February	March	April	May	June	July	August	September	October	November	December	Total
Subsidy Income from Other GOCCs	26,322,300	-	-	-	18,836,322	-	-	18,836,322	-	-	-	57,612,356	121,607,300
General Income													
Technical Services and Laboratory fees	32,622	233,638	209,654	255,890	135,394	244,868	197,638	319,551	133,036	270,618	187,876	296,536	2,517,321
Seminar fees	430,045	355,600	763,809	390,760	1,020,050	612,460	376,050	230,920	81,850	153,150	516,450	172,160	5,103,304
OSH Accreditation Fee	750	6,000	1,500	5,800	1,500	5,550	2,400	3,500	750	3,300	2,250	750	34,050
Rental Income	39,096	178,868	91,322	71,861	32,573	110,929	100,888	83,191	82,053	29,925	124,141	54,626	999,472
Income from Dormitory	55,325	45,500	12,250	6,000	15,750	2,875	20,750	-	-	-	-	(1,000)	157,450
Other Income	270,966	243,817	307,058	268,026	313,980	256,407	314,423	289,942	315,913	534,170	206,065	237,709	3,558,476
	27,151,104	1,063,423	1,385,592	998,337	20,355,569	1,233,088	1,012,149	19,763,425	613,602	991,164	1,036,782	58,373,137	133,977,373


Prepared by:


Patricia S. Cunanan
Accountant II

Certified Correct by:


Bernadette U. Coden
Accountant III

Noted by:


Ma. Teresita S. Cucuaco, MD CESO III
Executive Director