

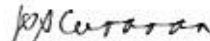
QUARTERLY FINANCIAL REPORT OF OPERATIONS
For the Quarter Ending December 31, 2016
(In Pesos)

Department : Department of Labor and Employment
Agency : Occupational Safety and Health Center

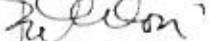
INCOME

	October	November	December	Total	To Date
Subsidy Income from Other GOCCs	14,658,629	14,658,629	14,858,629	44,175,888	132,886,000
General Income					
Technical Services and Laboratory Fees	255,583	307,806	433,793	997,182	3,139,768
Seminar Fees	850,670	2,191,565	1,614,973	4,657,208	13,287,486
OSH Accreditation Fee	6,650	2,400	8,400	17,450	53,200
OSH Standards Book	126,000	83,300	13,600	222,900	730,840
Rental Income	112,475	76,625	148,246	337,347	962,117
Income from Dormitory	27,750	26,850	14,250	68,850	389,500
Other Income	59,921	1,926,528	2,922,028	4,908,478	11,328,366
GROSS INCOME	16,097,679	19,273,704	20,013,919	55,385,302	162,777,276
PERSONAL SERVICES					
Salaries and Wages	2,575,583	2,553,667	2,962,252	8,091,503	29,460,960
Other Compensation					
PERA	186,909	193,909	202,000	582,818	2,247,091
Representation Allowance	47,500	42,500	47,316	137,316	509,816
Transportation Allowance	45,423	42,335	47,500	135,258	494,206
Clothing Allowance	-	-	-	-	455,000
Subsistence, Laundry and Quarter Allowance	140,150	144,700	166,650	451,500	1,707,438
Productivity Incentive Bonus	-	-	-	-	-
Other Bonuses and Allowances	204,000	24,000	24,000	252,000	468,000
Productivity Based Bonus	-	-	-	-	-
Hazard Pay	519,877	534,551	555,857	1,610,285	6,235,529
Longevity Pay	-	-	962,579	962,579	1,795,674
Cash Gift	-	463,000	-	463,000	463,000
Christmas Bonus	-	2,359,617	-	2,359,617	2,359,617
Midyear Bonus	-	-	-	-	2,307,419
GSIS Life and Retirement Insurance Premium	286,208	295,216	309,062	890,485	3,414,869
Pag-ibig Contributions	9,300	9,500	10,100	28,900	93,800
Health Insurance Premium	27,488	28,125	28,375	83,988	325,125
EC Insurance Premium	9,300	9,700	10,100	29,100	112,500
Terminal Leave Benefits	-	-	2,746,768	2,746,768	2,746,768
Other Personnel Benefits	-	-	6,306,432	6,306,432	6,326,432
Total	4,051,738	6,700,820	14,378,991	25,131,549	61,523,243
MAINTENANCE AND OTHER OPERATING EXPENSES					
Travelling Expenses	241,831	93,826	528,531	864,188	3,725,278
Training expenses	3,664,206	1,330,151	4,715,209	9,709,565	20,069,922
Supplies and Materials expenses	319,032	156,949	1,323,097	1,799,078	5,008,680
Utility expenses	84,090	457,680	867,577	1,409,347	4,712,184
Communication expenses	156,384	252,032	267,054	675,469	2,319,282
Membership Dues and Contributions to Organizations	-	-	32,185	32,185	62,028
Advertising Expense	-	-	-	-	387,867
Rent Expense	-	64,902	69,294	134,197	705,420
Representation Expenses	100,720	201,733	561,997	864,450	2,136,152
Transportation and Delivery Expenses	422	7,113	3,953	11,488	30,718
Subscription Expenses	4,565	2,670	3,336	10,571	48,245
Professional services	1,467,729	464,178	3,278,445	5,210,352	12,269,058
Repairs and Maintenance	134,721	29,631	219,732	384,084	2,155,322
Discretionary & Miscellaneous expenses	6,000	3,000	22,953	31,953	117,000
Taxes, insurance premiums and other fees	2,371	3,279	2,768	8,418	416,552
Bad debts expense	-	-	333,623	333,623	333,623
Depreciation expense	-	-	4,321,674	4,321,674	12,623,201
Other Miscellaneous and Operating expenses	27,204	13,802	21,874	62,879	185,158
Bank Charges	-	-	-	-	858
Total	6,209,275	3,080,944	16,573,301	25,863,521	67,306,547
TOTAL EXPENSE	10,261,013	9,781,764	30,952,293	50,995,070	128,829,790
NET INCOME FOR THE QUARTER	5,836,666	9,491,940	(10,938,374)	4,390,232	33,947,486


Prepared by:


PATRICIA S. CUNANAN
Accountant III

Certified Correct by:


REY A. ESTILLORE
Chief, Finance and Admin.

Approved by


NOEL C. BINAG, CE
Executive Director

Jms